



**Finance Committee of Council Agenda
July 22, 2025 - 5:30 PM
233 South Main Street, Monroe, Ohio**

1. Approval of the Finance Committee Minutes of April 22, 2025
2. 2024 Audit Recap
3. 2nd Quarter 2025 Financial Reports
4. Discussion, questions, and requests for future meetings
5. Adjournment



Finance Committee of Council
April 22, 2025 – 5:30 p.m.
233 South Main Street, Monroe, Ohio

The Finance Committee of Council met on April 22, 2025, at 5:30 p.m. in the Council Library located at 233 South Main Street, Monroe, Ohio.

Present were: Ben Wagner, Council Member; Tom Hagedorn, Council Member; Larry Lester, City Manager; Jake Burton, Director of Finance; Angie Carr, Finance Administrator; and Michelle Layman, Clerk Pro Tem.

Mr. Wagner moved to approve the January 28, 2025, Finance Committee of Council Minutes; seconded by Mr. Hagedorn. Voice vote. Motion carried.

Mr. Burton reviewed the Finance Reports of January, February, and March of 2025. Income Tax receipts are up year to date approximately 16% or \$674,470 as compared to March 31, 2024. All fund balances, revenues, and expenditures are as expected through the 1st quarter. Mr. Burton advised the 1st half property tax settlement was received in April and will be reflected on the 2nd quarter reports.

Community Room rental rates and usage were discussed, including how many days per year and by whom the room is rented. It was suggested that the city consider increasing the rate(s) charged for the room(s). Mr. Wagner asked staff to explore the possibility of renting in blocks rather than the current process of one rental per day regardless of time of use. Mr. Hagedorn agreed with the approach of a higher rate for non-residents vs. residents. Mr. Burton advised the committee staff will take this feedback and bring ordinance change suggestions in the coming months.


Mr. Burton informed the committee that the city's EMS billing collections company, since 2011, RBC Inc., has been sold to Beyond Green Solutions, which would require a new contract. Finance staff took this opportunity to review the contracts and evaluate all EMS billing collection options. The Beyond Green Solutions contract includes a 50% collection fee. Staff requested permission to instead utilize the Ohio Attorney General (OAG) for these collections as Council passed usage of the (OAG) for tax and "other debt" in 2023, which results in no collection fee to the City. The Committee was supportive of this, and staff will move forward with a contract with the OAG

Mr. Burton updated the Committee on two grants on tonight's Council Meeting Agenda, a \$45,366.06 Ohio Body-Worn Camera Grant and \$75,000 H2Ohio Chloride Reduction Grant.

The Finance Committee meeting adjourned at 6:06 p.m.

Respectfully submitted,

Michelle Layman
Clerk Pro Tem



OHIO AUDITOR OF STATE
KEITH FABER



CITY OF MONROE
BUTLER COUNTY
DECEMBER 31, 2024

TABLE OF CONTENTS

TITLE	PAGE
Independent Auditor's Report on Internal Control Over Financial Reporting and on Compliance and Other Matters Required by <i>Government Auditing Standards</i>	1
Attachment: Annual Comprehensive Financial Report	

OHIO AUDITOR OF STATE KEITH FABER



65 East State Street
Columbus, Ohio 43215
ContactUs@ohioauditor.gov
800-282-0370

INDEPENDENT AUDITOR'S REPORT ON INTERNAL CONTROL OVER FINANCIAL REPORTING AND ON COMPLIANCE AND OTHER MATTERS REQUIRED BY GOVERNMENT AUDITING STANDARDS

City of Monroe
Butler County
233 Main Street
Monroe, Ohio 45050

To the City Council:

We have audited, in accordance with the auditing standards generally accepted in the United States of America and the standards applicable to financial audits contained in *Government Auditing Standards* issued by the Comptroller General of the United States (*Government Auditing Standards*), the financial statements of the governmental activities, the business-type activities, each major fund, and the aggregate remaining fund information of the City of Monroe, Butler County, Ohio (the City) as of and for the year ended December 31, 2024, and the related notes to the financial statements, which collectively comprise the City's basic financial statements and have issued our report thereon dated June 16, 2025 wherein we noted the City adopted new accounting guidance in Governmental Accounting Standards Board (GASB) Statement No. 100, *Accounting Changes and Error Corrections*, and GASB Statement No. 101, *Compensated Absences*.

Report on Internal Control Over Financial Reporting

In planning and performing our audit of the financial statements, we considered the City's internal control over financial reporting (internal control) as a basis for designing audit procedures that are appropriate in the circumstances for the purpose of expressing our opinions on the financial statements, but not for the purpose of expressing an opinion on the effectiveness of the City's internal control. Accordingly, we do not express an opinion on the effectiveness of the City's internal control.

A *deficiency in internal control* exists when the design or operation of a control does not allow management or employees, in the normal course of performing their assigned functions, to prevent, or detect and correct misstatements on a timely basis. A *material weakness* is a deficiency, or a combination of deficiencies, in internal control, such that there is a reasonable possibility that a material misstatement of the City's financial statements will not be prevented, or detected and corrected, on a timely basis. A *significant deficiency* is a deficiency, or a combination of deficiencies, in internal control that is less severe than a material weakness, yet important enough to merit attention by those charged with governance.

Our consideration of internal control was for the limited purpose described in the first paragraph of this section and was not designed to identify all deficiencies in internal control that might be material weaknesses or significant deficiencies. Given these limitations, during our audit we did not identify any deficiencies in internal control that we consider to be material weaknesses. However, material weaknesses or significant deficiencies may exist that were not identified.

Report on Compliance and Other Matters

As part of obtaining reasonable assurance about whether the City's financial statements are free from material misstatement, we performed tests of its compliance with certain provisions of laws, regulations, contracts, and grant agreements, noncompliance with which could have a direct and material effect on the financial statements. However, providing an opinion on compliance with those provisions was not an objective of our audit and accordingly, we do not express such an opinion. The results of our tests disclosed no instances of noncompliance or other matters that are required to be reported under *Government Auditing Standards*.

Purpose of This Report

The purpose of this report is solely to describe the scope of our testing of internal control and compliance and the results of that testing, and not to provide an opinion on the effectiveness of the City's internal control or on compliance. This report is an integral part of an audit performed in accordance with *Government Auditing Standards* in considering the City's internal control and compliance. Accordingly, this communication is not suitable for any other purpose.



Keith Faber
Auditor of State
Columbus, Ohio
June 16, 2025

OHIO AUDITOR OF STATE KEITH FABER



65 East State Street
Columbus, Ohio 43215
ContactUs@ohioauditor.gov
800-282-0370

MANAGEMENT LETTER

City of Monroe
Butler County
233 Main Street
Monroe, Ohio 45050

To the City Council:

We have audited, in accordance with auditing standards generally accepted in the United States and the Comptroller General of the United States' *Government Auditing Standards*, the financial statements defined in our Independent Auditor's Report of the City of Monroe, Butler County, Ohio (the City) as of and for the year ended December 31, 2024, and the related notes to the financial statements and have issued our report thereon dated June 16, 2025.

Government Auditing Standards require us to communicate deficiencies in internal control, as well as report on compliance with certain provisions of laws, regulations, contracts and grant agreements that could directly and materially affect the determination of financial statement amounts. We have issued the required report dated June 16, 2025, for the year ended December 31, 2024.

We are also submitting the following comments for your consideration regarding the City's compliance with applicable laws, regulations, grant agreements, contract provisions, and internal control. The comments reflect matters that do not require inclusion in the *Government Auditing Standards* report. Nevertheless, the comments represent matters for which we believe improvements in compliance or internal controls or operational efficiencies might be achieved. Due to the limited nature of our audit, we have not fully assessed the cost-benefit relationship of implementing the recommendations. The comments reflect our continuing desire to assist your City but are only a result of audit procedures performed based on risk assessment procedures and not all deficiencies or weaknesses in controls may have been identified. If you have questions or concerns regarding the comments please contact your regional Auditor of State office.

Recommendations

1. Utility Rates

Sound accounting practices require public officials to design and operate a system of internal control that is adequate to provide reasonable assurance over the rates charged for utilities.

The City approved a rate increase for Stormwater service for residential customers from \$3 to \$5, effective February 22, 2024. The City failed to charge the increased rate for one out of eighteen (6%) customer utility receipts tested.

The City did not have procedures in place for effective monitoring of utility rates charged to customers. Failure to accurately monitor utility rates could result in loss of revenue for the City.

The City should adopt procedures to ensure that amounts billed are calculated using the correct rates. Periodic reviews of billings should be performed by an individual independent of the billing system to ensure compliance with established rates.

2. Cyber Security Training

Sound controls require regular security awareness training. Establishing a security awareness training program is an effective way to ensure employees are aware of cyber threats so they will not make costly errors that could result in a security incident or data breach. Encouraging awareness about data protection and security issues while developing properly trained staff requires that various areas be addressed through a comprehensive training program. Security awareness training initiatives can include phishing campaigns, classroom style sessions, security awareness web sites, helpful hints provided via email, and bulletin board notices. These methods can help ensure employees have a solid understanding of security policies, procedures, and best practices and what they can do to recognize and respond appropriately to potential security issues and cyber threats.

The City IT staff attended cyber training, but not all City staff attended cyber training.

Without adequate training and awareness, employees may not understand the security risks and their role in mitigating those risks.

The City should establish an ongoing security awareness training program. Participation in such training should be required for all employees. The participation should be tracked to help ensure all employees receive training.

We intend this report for the information and use of the governing board, audit committee, and management.



Keith Faber
Auditor of State
Columbus, Ohio
June 16, 2025



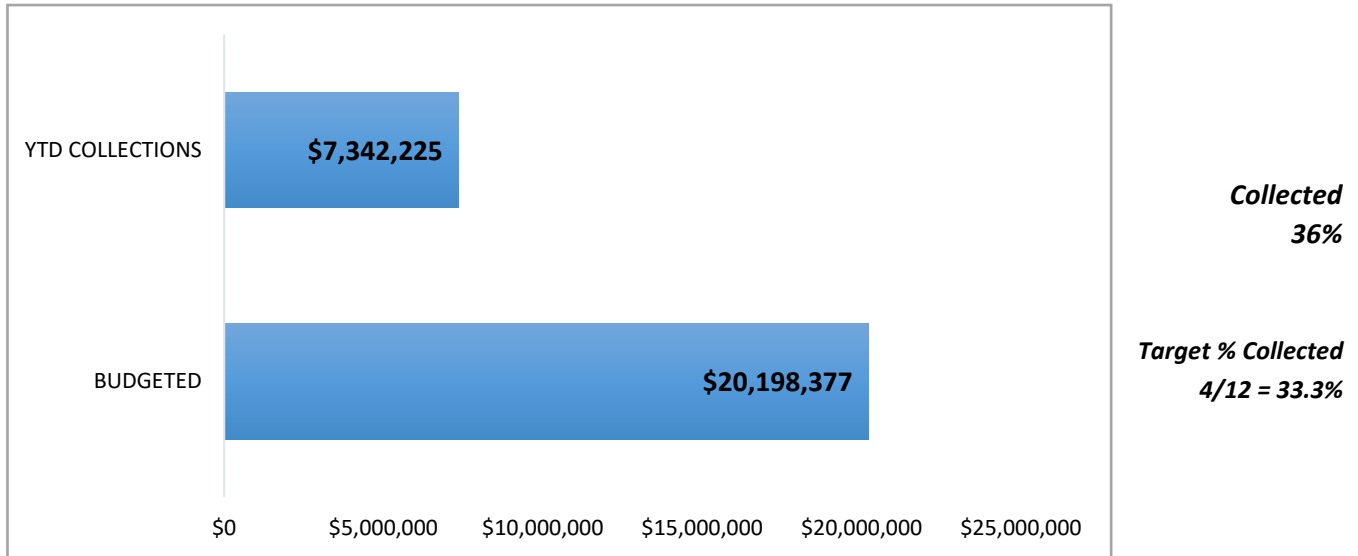
FINANCIAL REPORTS

FOR THE PERIOD ENDING

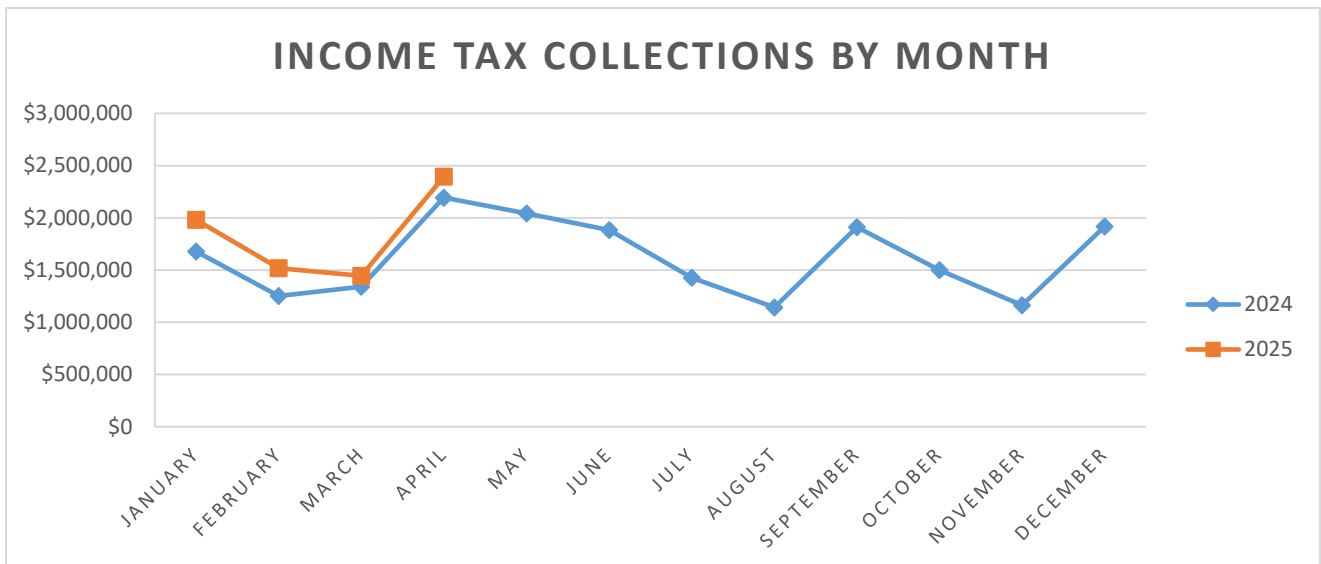
April 30, 2025

MUNICIPAL INCOME TAX MONTHLY REPORT APRIL 2025

As of the end of April, we have collected (YTD) \$7,342,225 in income tax dollars.
This equals to approximately 36% of the budget estimate.

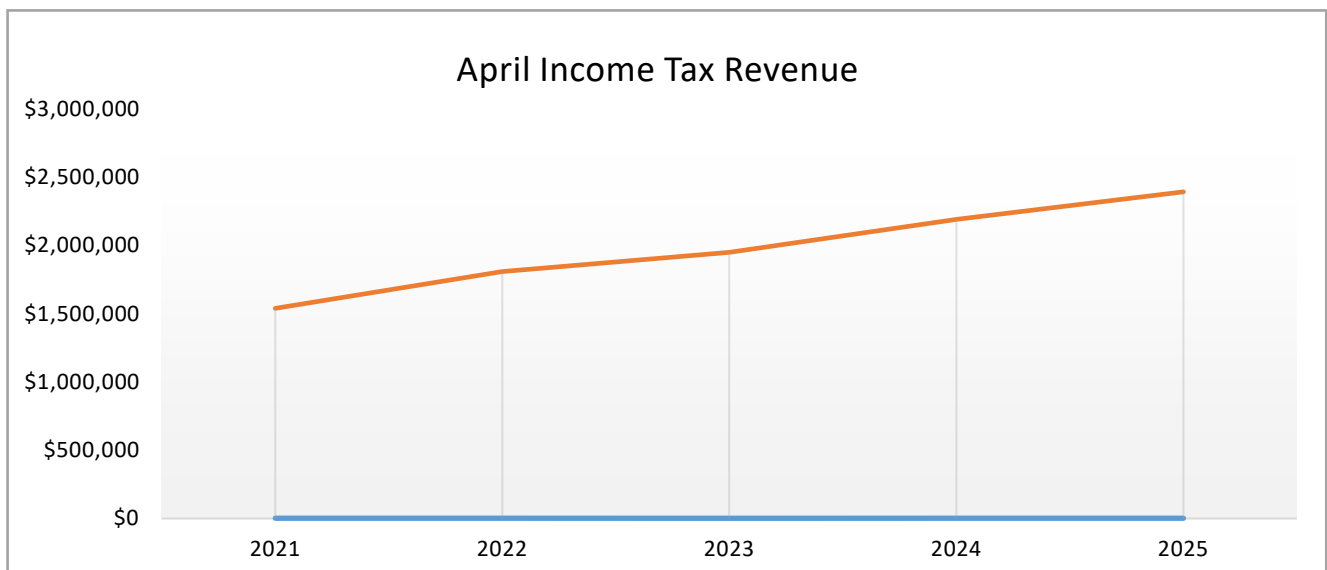


April income tax collections were 14% higher in 2025 than at the same time last year. Overall, the City has collected a difference of \$875,467 in 2025 than at the same time last year.



HISTORICAL COLLECTION OF TAX REVENUE OVER 5 YEARS

Over the last five years, income tax revenue in April has steadily increased.



City of Monroe
Statement of Cash Position
As of 4/2025

Fund	Fund Description	Beg Balance	YTD Receipts	YTD Expenses	Unexpended Balance
1110	GENERAL FUND	8,541,990.08	7,052,126.82	7,465,710.98	8,128,405.92
2101	INCOME TAX - PUBLIC SAFETY	148,418.34	1,276,265.58	0.00	1,424,683.92
2210	STREET FUND	1,843,604.71	496,726.27	1,116,055.93	1,224,275.05
2220	STATE HIGHWAY FUND	259,759.02	37,488.59	10,420.26	286,827.35
2230	MOTOR VEHICLE LICENSE TAX FUND	35,592.22	0.00	0.00	35,592.22
2310	FIRE - 1989 LEVY FUND	232,152.01	2,786,892.62	2,789,190.81	229,853.82
2320	FIRE - 2005 LEVY FUND	1,010.27	0.00	0.00	1,010.27
2330	FEMA FUND	656.75	0.00	538.85	117.90
2370	ONEOHIO OPIOID SETTLEMENT FUND	152,810.48	3,150.97	0.00	155,961.45
2410	POLICE LAW ENFORCEMENT FUND	490,867.80	2,029,944.30	2,431,918.52	88,893.58
2420	DARE GRANT FUND	9,664.84	1,408.23	2,372.00	8,701.07
2430	ENFORCEMENT AND EDUCATION FUND	7,007.72	720.00	0.00	7,727.72
2440	FEDERAL ASSET FORFEITURE FUND	13,735.42	0.00	0.00	13,735.42
2450	OHIO PEACE OFFICER TRAINING	88,361.18	58,564.30	0.00	146,925.48
2510	COURT TECHNOLOGY IMPROVEMENT	5,344.43	3,600.16	6,284.40	2,660.19
2621	MONROE CROSSINGS (C1)	2,311.21	1,163.93	785.68	2,689.46
2622	PARK 63/SUMMIT (C2)	312,868.07	115,987.59	78,293.93	350,561.73
2623	MONROE COMMERCE CENTER (C3)	1,833,468.89	892,327.91	603,365.74	2,122,431.06
2626	MIAMI VALLEY INDUSTRIAL (C6)	243,429.13	76,084.84	51,360.76	268,153.21
2627	YANKEE ROAD (C7)	25,058.43	0.00	0.00	25,058.43
2628	BERNS/DOUGLAS (C8)	30,172.40	11,274.88	7,795.73	33,651.55
2629	FRICK GREENTREE (C9)	392.01	0.00	0.00	392.01
2630	OSBOURNE (C10)	199.45	110.38	76.82	233.01
2631	SATELLITE FARMS (C11)	159,126.42	129,375.99	90,039.62	198,462.79
2632	CORRIDOR 75/MILLEN (C12)	4,862.84	15,136.06	10,217.14	9,781.76
2633	CORRIDOR 75 #1 (C13)	881,859.98	1,168,240.66	1,168,240.66	881,859.98
2634	CORRIDOR 75 #2 (C14)	3,265.21	59,087.72	58,070.60	4,282.33
2721	ARBOR ACRES (R1)	99,907.02	190,280.83	139,852.55	150,335.30
2722	HERITAGE GREEN (R2)	267,007.78	204,057.62	150,148.15	320,917.25
2723	WYANDOT WOODS (R3)	1,146,141.76	603,295.42	443,257.46	1,306,179.72
2724	GILMAR MEADOWS (R4)	112,814.48	87,375.80	64,201.25	135,989.03
2725	MT PLEASANT (R5)	34,759.19	56,627.68	41,602.38	49,784.49
2726	BRITTONY WOODS (R6)	650,229.35	420,138.80	309,076.24	761,291.91
2727	TODD'S GLEN RESERVE (R7)	75,639.50	99,980.93	73,452.50	102,167.93
2728	MAJESTIC OAKS (R8)	2,210.69	2,657.42	1,958.78	2,909.33
2729	TRIMBLE FARM (R9)	77,121.22	68,311.71	50,310.88	95,122.05
2731	HANKINS ROAD (R11)	5.66	10.96	8.05	8.57
2732	MONROE CROSSINGS #1 (R12)	887,398.47	874,824.67	643,039.93	1,119,183.21
2733	MONROE CROSSINGS #2 (R13)	635,508.14	343,459.17	256,593.71	722,373.60
2734	MONROE CROSSINGS #3 (R14)	692,686.56	299,007.78	215,716.59	775,977.75

Fund	Fund Description	Beg Balance	YTD Receipts	YTD Expenses	Unexpended Balance
2735	RESERVES OF MONROE XINGS (R15)	322,911.52	115,968.50	85,198.01	353,682.01
3101	INCOME TAX - CAPITAL PROJECTS	1,483,097.26	546,970.96	342,038.01	1,688,030.21
3110	PARK IMPROVEMENT FUND	326,700.62	4,713.06	1,109.25	330,304.43
3120	CAPITAL IMPROVEMENT FUND	2,233,677.05	117,819.46	157,099.48	2,194,397.03
3620	CPO TIF - CAPITAL FUND	24,880.23	0.00	0.00	24,880.23
4110	G.O. BOND RETIREMENT FUND	119,200.29	0.00	0.00	119,200.29
4210	WATER BOND RETIREMENT FUND	50,468.69	0.00	0.00	50,468.69
4310	S.A. BOND RETIREMENT FUND	614.68	679,233.65	679,233.65	614.68
4410	INCOME TAX BOND RETIREMENT FUN	164,881.68	0.00	0.00	164,881.68
4610	CORRIDOR 75 PARK LTD TIF FUND	126,651.27	0.00	0.00	126,651.27
5110	S.A. STREET LIGHTING FUND	2,466.28	91.07	0.00	2,557.35
6110	WATER FUND	1,485,920.71	1,263,450.65	810,733.14	1,938,638.22
6115	WATER GUARANTEE DEPOSIT	50,700.00	-2,950.00	0.00	47,750.00
6120	WATER CAPITAL IMPROVEMENTS	446,610.07	650,979.42	367,290.59	730,298.90
6125	WATER METER& READ SYSTEM REPL	741,183.93	90,751.00	83,829.00	748,105.93
6210	SEWER FUND	7,511.26	435,024.73	437,923.26	4,612.73
6310	STORM WATER FUND	717,337.72	293,779.87	70,973.96	940,143.63
6315	STORMWATER DEPOSIT FUND	68,400.00	0.00	0.00	68,400.00
6410	GARBAGE FUND	395,427.95	447,958.25	388,225.29	455,160.91
6510	CEMETERY FUND	33,507.94	25,003.20	19,644.18	38,866.96
6610	STREET LIGHTING UTILITY	5,444.54	55,297.13	48,248.64	12,493.03
7100	CEMETERY MAINTENANCE TRUST	74,016.13	1,101.78	0.00	75,117.91
7110	MOUND CEMETERY TRUST FUND	77,714.54	1,457.43	0.00	79,171.97
7120	LONG STREET TRUST FUND	9,731.42	1,533.55	0.00	11,264.97
7310	FIRE HISTORIC PRESERVATION FUN	1,470.54	0.00	0.00	1,470.54
7320	FIRE LOSS SECURITY FUND	45,371.33	0.00	0.00	45,371.33
7410	DRUG LAW ENFORCEMENT TRUST	14,648.27	2,170.68	5,000.00	11,818.95
		29,039,965.05	24,196,060.98	21,776,503.36	31,459,522.67

YTD BUDGET REPORT - REVENUE APRIL 2025

FUND	ACCOUNT DESCRIPTION	ORIGINAL ESTIM REV	REVISED ESTIM REV	ACTUAL YTD REVENUE	REMAINING REVENUE
1110	1110 GENERAL FUND	18,905,136	18,905,136	7,052,126.82	11,853,009
2101	2101 INCOME TAX - PUBLIC SAFETY FUND	3,373,300	3,373,300	1,276,265.58	2,097,034
2210	2210 STREET FUND	2,190,200	2,190,200	496,726.27	1,693,474
2310	2310 FIRE - 1989 LEVY FUND	6,506,010	6,506,010	2,786,892.62	3,719,117
2370	2370 ONEOHIO OPIOID SETTLEMENT FUND	36,780	36,780	3,150.97	33,629
2410	2410 POLICE LAW ENFORCEMENT FUND	5,164,625	5,164,625	2,029,944.30	3,134,681
2600	2600 TIF FUNDS	3,787,875	3,787,875	2,468,790	1,319,085
2700	2700 RID FUNDS	6,160,975	6,160,975	3,365,997	2,794,978
3101	3101 INCOME TAX - CAPITAL PROJECT FUND	1,451,377	1,451,377	546,970.96	904,406
6110	6110 WATER FUND	3,779,412	3,779,412	1,263,450.65	2,515,961
6120	6120 WATER CAPITAL IMPROVEMENT FUND	412,000	562,000	650,979.42	-88,979
6210	6210 SEWER FUND	1,328,800	1,328,800	435,024.73	893,775
6310	6310 STORM WATER FUND	692,450	692,450	293,779.87	398,670
6410	6410 GARBAGE FUND	1,271,100	1,271,100	447,958.25	823,142
	TOTALS	55,060,040	55,210,040	23,118,058	32,091,982

YTD BUDGET REPORT - EXPENSE APRIL 2025

FUND	ACCOUNT DESCRIPTION	ORIGINAL APPROP	REVISED BUDGET	YTD EXPENDED	ENCUMBRANCES	AVAILABLE BUDGET
1110	1110 GENERAL FUND	20,702,702	20,722,702	6,960,985.35	1,381,566.74	12,380,150
2101	2101 INCOME TAX - PUBLIC SAFETY FUND	3,400,000	3,400,000	0.00	0.00	3,400,000
2210	2210 STREET FUND	3,232,716	3,232,716	894,270.72	170,695.96	2,167,749
2310	2310 FIRE - 1989 LEVY FUND	6,502,245	6,509,745	2,648,013.70	184,474.75	3,677,257
2410	2410 POLICE LAW ENFORCEMENT FUND	5,300,826	5,300,826	2,238,806.88	191,840.52	2,870,179
2600	2600 TIF FUNDS	3,353,180	3,353,180	2,068,247	0	1,284,933
2700	2700 RID FUNDS	6,097,771	6,097,771	2,474,416	0	3,623,355
3101	3101 INCOME TAX - CAPITAL PROJECT FUND	2,906,628	3,089,386	94,330.73	1,274,316.56	1,720,739
6110	6110 WATER FUND	4,193,036	4,193,036	767,170.23	98,622.31	3,327,243
6120	6120 WATER CAPITAL IMPROVEMENT FUND	896,246	896,246	0.00	339,822.00	556,424
6210	6210 SEWER FUND	1,429,565	1,429,565	439,952.53	17,474.42	972,138
6310	6310 STORM WATER FUND	732,350	732,350	58,559.55	49,833.56	623,957
6410	6410 GARBAGE FUND	1,249,143	1,249,143	390,585.06	12,232.09	846,326
TOTALS		59,996,408	60,206,666	19,035,338	3,720,879	37,450,449

Checks over \$15,000 April 2025		
NAME	INVOICE NET	INVOICE DESCRIPTION
AXON ENTERPRISE INC.	29,698.90	ANNUAL FEES PART OF 5 YEAR CONTRACT
B&N-KZF JOINT VENTURE LLC	233,750.00	CRITERIA ARCHITECT-NEW PW BLDG & FD STATION 62
BUTLER COUNTY WATER & SEWER DEPT	111,675.51	ACCT # 3048687-2055515
BUTLER COUNTY WATER & SEWER DEPT	105,803.56	MARCH 2025 WASTE WATER
CATERPILLER FINANCIAL SERVICES CORPORATION	19,236.14	PUBLIC WORKS MINI EXCAVATOR
CATERPILLER FINANCIAL SERVICES CORPORATION	54,559.59	PUBLIC WORKS FRONT END LOADER
DUNROBIN ASSOCIATES LLC.	16,685.00	ROW ACQUISITION SERVICES
ENTERPRISE FM TRUST	27,152.00	CITY WIDE FLEET LEASE
GOVERNMENTJOBS.COM, INC.	38,369.00	HR Software
HUNTINGTON NATIONAL BANK	292,163.74	1ST HALF TRUSTEE PAYMENT MALL
HUNTINGTON NATIONAL BANK	119,111.76	1ST HALF TRUSTEE PAYMENT 17 AC EAST
HUNTINGTON NATIONAL BANK	958,741.25	1ST HALF TRUSTEE PAYMENT VHMON
	17,144.00	2024 TAX REFUND
MONROE LOCAL SCHOOL DISTRICT	3,779,415.93	1ST HALF 2025 SCHOOL REIMBURSEMENT
NATIONAL INSPECTION CORPORATION	17,042.86	BUILDING SERVICES FOR 2024
RUMPKE OF OHIO, INC	89,723.52	CUSTOMER # 6300108176
TURTLECREEK TOWNSHIP TRUSTEES	49,812.12	JEDD REVENUE SPLIT - 2025 QTR. 1
WEX INC	18,751.97	FUEL FOR MARCH 2025



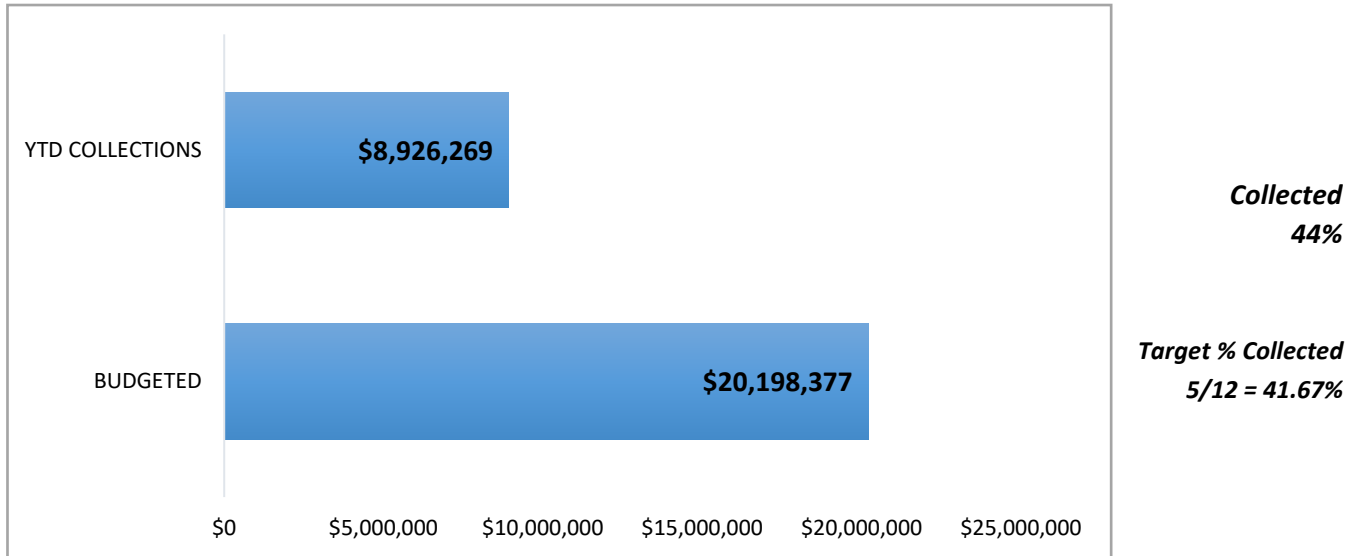
FINANCIAL REPORTS

FOR THE PERIOD ENDING

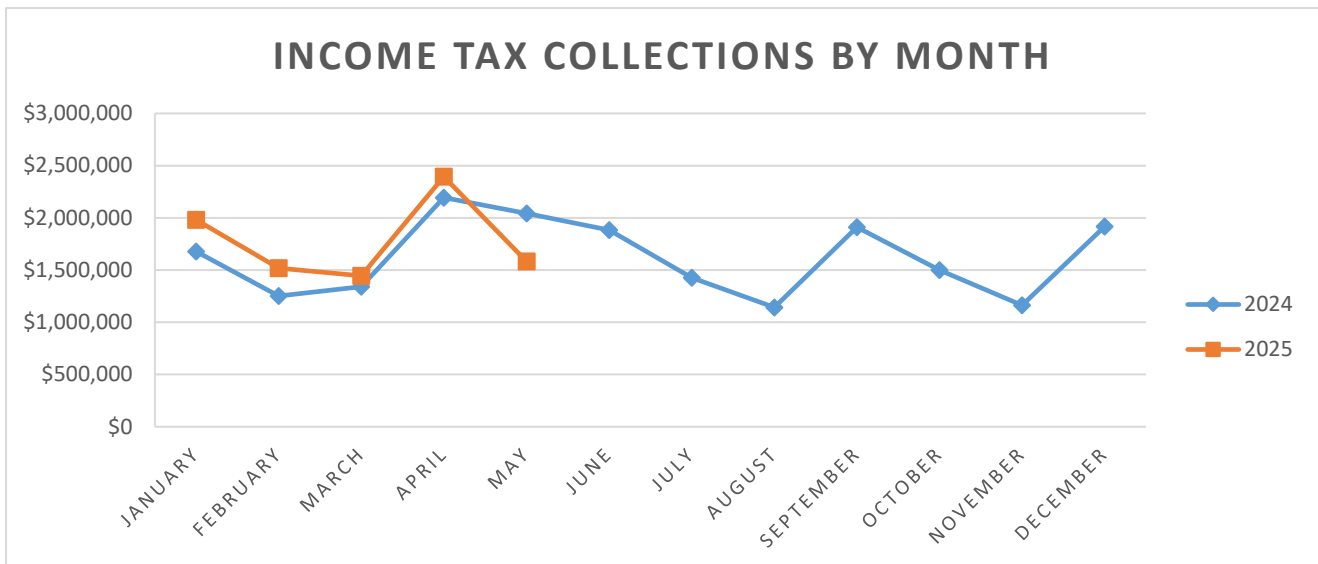
May 31, 2025

MUNICIPAL INCOME TAX MONTHLY REPORT MAY 2025

As of the end of May, we have collected (YTD) \$8,926,269 in income tax dollars.
This equals to approximately 44% of the budget estimate.

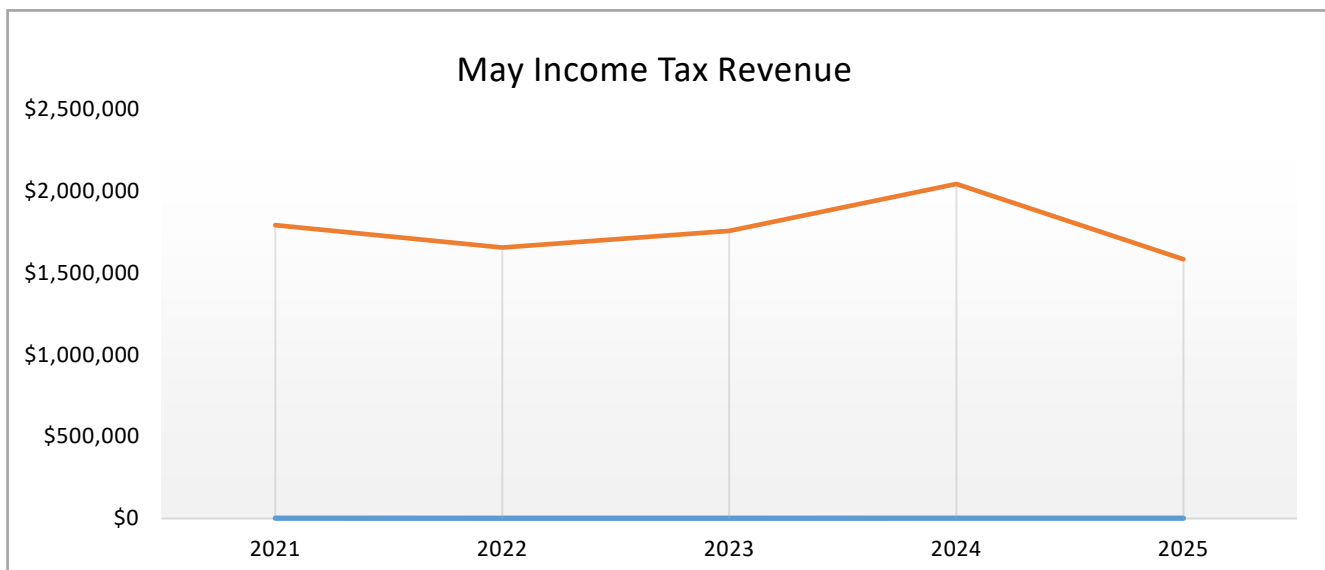


May income tax collections were 23% lower in 2025 than at the same time last year. Overall, the City has collected a difference of \$415,472 in 2025 than at the same time last year.



HISTORICAL COLLECTION OF TAX REVENUE OVER 5 YEARS

Over the last five years, income tax revenue in May has steadily fluctuated.



City of Monroe
Statement of Cash Position
As of 5/2025

Fund	Fund Description	Beg Balance	YTD Receipts	YTD Expenses	Unexpended Balance
1110	GENERAL FUND	8,541,990.08	8,505,906.51	9,180,380.36	7,867,516.23
2101	INCOME TAX - PUBLIC SAFETY	148,418.34	1,550,436.51	0.00	1,698,854.85
2210	STREET FUND	1,843,604.71	656,935.55	1,352,720.46	1,147,819.80
2220	STATE HIGHWAY FUND	259,759.02	46,455.17	11,859.70	294,354.49
2230	MOTOR VEHICLE LICENSE TAX FUND	35,592.22	0.00	0.00	35,592.22
2310	FIRE - 1989 LEVY FUND	232,152.01	3,157,141.90	3,381,915.53	7,378.38
2320	FIRE - 2005 LEVY FUND	1,010.27	0.00	0.00	1,010.27
2330	FEMA FUND	656.75	0.00	538.85	117.90
2370	ONEOHIO OPIOID SETTLEMENT FUND	152,810.48	3,150.97	0.00	155,961.45
2410	POLICE LAW ENFORCEMENT FUND	490,867.80	2,526,437.73	3,016,514.29	791.24
2420	DARE GRANT FUND	9,664.84	1,408.23	2,372.00	8,701.07
2430	ENFORCEMENT AND EDUCATION FUND	7,007.72	840.00	0.00	7,847.72
2440	FEDERAL ASSET FORFEITURE FUND	13,735.42	0.00	0.00	13,735.42
2450	OHIO PEACE OFFICER TRAINING	88,361.18	58,564.30	0.00	146,925.48
2510	COURT TECHNOLOGY IMPROVEMENT	5,344.43	4,930.16	7,217.54	3,057.05
2621	MONROE CROSSINGS (C1)	2,311.21	1,163.93	785.68	2,689.46
2622	PARK 63/SUMMIT (C2)	312,868.07	115,987.59	78,293.93	350,561.73
2623	MONROE COMMERCE CENTER (C3)	1,833,468.89	892,327.91	603,365.74	2,122,431.06
2626	MIAMI VALLEY INDUSTRIAL (C6)	243,429.13	76,084.84	51,360.76	268,153.21
2627	YANKEE ROAD (C7)	25,058.43	0.00	0.00	25,058.43
2628	BERNS/DOUGLAS (C8)	30,172.40	11,274.88	7,795.73	33,651.55
2629	FRICK GREENTREE (C9)	392.01	0.00	0.00	392.01
2630	OSBOURNE (C10)	199.45	110.38	76.82	233.01
2631	SATELLITE FARMS (C11)	159,126.42	129,375.99	90,039.62	198,462.79
2632	CORRIDOR 75/MILLEN (C12)	4,862.84	15,136.06	10,217.14	9,781.76
2633	CORRIDOR 75 #1 (C13)	881,859.98	1,168,240.66	1,168,240.66	881,859.98
2634	CORRIDOR 75 #2 (C14)	3,265.21	59,087.72	58,070.60	4,282.33
2721	ARBOR ACRES (R1)	99,907.02	190,280.83	139,852.55	150,335.30
2722	HERITAGE GREEN (R2)	267,007.78	204,057.62	150,148.15	320,917.25
2723	WYANDOT WOODS (R3)	1,146,141.76	603,295.42	443,257.46	1,306,179.72
2724	GILMAR MEADOWS (R4)	112,814.48	87,375.80	64,201.25	135,989.03
2725	MT PLEASANT (R5)	34,759.19	56,627.68	41,602.38	49,784.49
2726	BRITTONY WOODS (R6)	650,229.35	420,138.80	309,076.24	761,291.91
2727	TODD'S GLEN RESERVE (R7)	75,639.50	99,980.93	73,452.50	102,167.93
2728	MAJESTIC OAKS (R8)	2,210.69	2,657.42	1,958.78	2,909.33
2729	TRIMBLE FARM (R9)	77,121.22	68,311.71	50,310.88	95,122.05
2731	HANKINS ROAD (R11)	5.66	10.96	8.05	8.57
2732	MONROE CROSSINGS #1 (R12)	887,398.47	874,824.67	643,039.93	1,119,183.21
2733	MONROE CROSSINGS #2 (R13)	635,508.14	343,459.17	256,593.71	722,373.60
2734	MONROE CROSSINGS #3 (R14)	692,686.56	299,007.78	215,716.59	775,977.75

Fund	Fund Description	Beg Balance	YTD Receipts	YTD Expenses	Unexpended Balance
2735	RESERVES OF MONROE XINGS (R15)	322,911.52	115,968.50	85,198.01	353,682.01
3101	INCOME TAX - CAPITAL PROJECTS	1,483,097.26	664,472.79	354,388.01	1,793,182.04
3110	PARK IMPROVEMENT FUND	326,700.62	6,930.87	4,502.00	329,129.49
3120	CAPITAL IMPROVEMENT FUND	2,233,677.05	117,819.46	640,355.12	1,711,141.39
3620	CPO TIF - CAPITAL FUND	24,880.23	0.00	0.00	24,880.23
4110	G.O. BOND RETIREMENT FUND	119,200.29	0.00	54,328.50	64,871.79
4210	WATER BOND RETIREMENT FUND	50,468.69	2,250.00	52,675.69	43.00
4310	S.A. BOND RETIREMENT FUND	614.68	679,233.65	679,233.65	614.68
4410	INCOME TAX BOND RETIREMENT FUN	164,881.68	12,350.00	177,231.25	0.43
4610	CORRIDOR 75 PARK LTD TIF FUND	126,651.27	0.00	0.00	126,651.27
5110	S.A. STREET LIGHTING FUND	2,466.28	91.07	0.00	2,557.35
6110	WATER FUND	1,485,920.71	1,572,593.71	1,113,501.54	1,945,012.88
6115	WATER GUARANTEE DEPOSIT	50,700.00	-2,750.00	0.00	47,950.00
6120	WATER CAPITAL IMPROVEMENTS	446,610.07	654,650.07	367,290.59	733,969.55
6125	WATER METER& READ SYSTEM REPL	741,183.93	113,122.13	88,258.05	766,048.01
6210	SEWER FUND	7,511.26	544,518.55	538,816.44	13,213.37
6310	STORM WATER FUND	717,337.72	365,600.14	87,267.58	995,670.28
6315	STORMWATER DEPOSIT FUND	68,400.00	0.00	0.00	68,400.00
6410	GARBAGE FUND	395,427.95	553,140.35	483,054.93	465,513.37
6510	CEMETERY FUND	33,507.94	34,435.20	26,099.76	41,843.38
6610	STREET LIGHTING UTILITY	5,444.54	68,990.94	60,466.74	13,968.74
7100	CEMETERY MAINTENANCE TRUST	74,016.13	1,642.64	27,500.00	48,158.77
7110	MOUND CEMETERY TRUST FUND	77,714.54	1,717.52	27,424.80	52,007.26
7120	LONG STREET TRUST FUND	9,731.42	1,590.17	0.00	11,321.59
7310	FIRE HISTORIC PRESERVATION FUN	1,470.54	0.00	0.00	1,470.54
7320	FIRE LOSS SECURITY FUND	45,371.33	0.00	0.00	45,371.33
7410	DRUG LAW ENFORCEMENT TRUST	14,648.27	2,760.28	6,500.00	10,908.55
		29,039,965.05	27,742,153.82	26,285,076.54	30,497,042.33

YTD BUDGET REPORT - REVENUE MAY 2025

FUND	ACCOUNT DESCRIPTION	ORIGINAL ESTIM REV	REVISED ESTIM REV	ACTUAL YTD REVENUE	REMAINING REVENUE
1110	1110 GENERAL FUND	18,905,136	18,905,136	8,505,906.51	10,399,229
2101	2101 INCOME TAX - PUBLIC SAFETY FUND	3,373,300	3,373,300	1,550,436.51	1,822,863
2210	2210 STREET FUND	2,190,200	2,190,200	656,935.55	1,533,264
2310	2310 FIRE - 1989 LEVY FUND	6,506,010	6,506,010	3,157,141.90	3,348,868
2370	2370 ONEOHIO OPIOID SETTLEMENT FUND	36,780	36,780	3,150.97	33,629
2410	2410 POLICE LAW ENFORCEMENT FUND	5,164,625	5,164,625	2,526,437.73	2,638,187
2600	2600 TIF FUNDS	3,787,875	3,787,875	2,468,790	1,319,085
2700	2700 RID FUNDS	6,160,975	6,160,975	3,365,997	2,794,978
3101	3101 INCOME TAX - CAPITAL PROJECT FUND	1,451,377	1,451,377	664,472.79	786,904
6110	6110 WATER FUND	3,779,412	3,779,412	1,572,593.71	2,206,818
6120	6120 WATER CAPITAL IMPROVEMENT FUND	412,000	562,000	654,650.07	-92,650
6210	6210 SEWER FUND	1,328,800	1,328,800	544,518.55	784,281
6310	6310 STORM WATER FUND	692,450	692,450	365,600.14	326,850
6410	6410 GARBAGE FUND	1,271,100	1,271,100	553,140.35	717,960
	TOTALS	55,060,040	55,210,040	26,589,772	28,620,268

YTD BUDGET REPORT - EXPENSE MAY 2025

FUND	ACCOUNT DESCRIPTION	ORIGINAL APPROP	REVISED BUDGET	YTD EXPENDED	ENCUMBRANCES	AVAILABLE BUDGET
1110	1110 GENERAL FUND	20,702,702	20,722,702	8,414,670.87	1,567,786.15	10,740,245
2101	2101 INCOME TAX - PUBLIC SAFETY FUND	3,400,000	3,400,000	0.00	0.00	3,400,000
2210	2210 STREET FUND	3,232,716	3,232,716	1,093,697.92	161,247.83	1,977,770
2310	2310 FIRE - 1989 LEVY FUND	6,502,245	6,509,745	3,203,664.53	195,046.40	3,111,034
2410	2410 POLICE LAW ENFORCEMENT FUND	5,300,826	5,300,826	2,755,867.83	170,931.06	2,374,027
2600	2600 TIF FUNDS	3,353,180	3,353,180	2,068,247	0.00	1,284,933
2700	2700 RID FUNDS	6,097,771	6,097,771	2,474,416	0.00	3,623,355
3101	3101 INCOME TAX - CAPITAL PROJECT FUND	2,906,628	3,089,386	106,680.73	1,274,316.56	1,708,389
6110	6110 WATER FUND	4,193,036	4,193,036	1,072,532.41	92,135.43	3,028,368
6120	6120 WATER CAPITAL IMPROVEMENT FUND	896,246	896,246	0.00	339,822.00	556,424
6210	6210 SEWER FUND	1,429,565	1,429,565	541,428.49	17,474.42	870,662
6310	6310 STORM WATER FUND	732,350	732,350	70,590.41	49,620.09	612,140
6410	6410 GARBAGE FUND	1,249,143	1,249,143	486,124.49	12,232.09	750,786
	TOTALS	59,996,408	60,206,666	22,287,921	3,880,612	34,038,133

Checks over \$15,000 May 2025		
NAME	INVOICE NET	INVOICE DESCRIPTION
BUTLER COUNTY WATER & SEWER DEPT	107,817.61	ACCOUNT # 3048687-2055515
BUTLER COUNTY WATER & SEWER DEPT	97,737.42	APRIL 2025 WASTE WATER
BUTLER COUNTY WATER & SEWER DEPT	116,017.81	ACCT # 3048687-2055515
BUCKEYE POWER SALES CO INC	54,924.80	DINGO TX1000
DIGITAL VISIONS, LLC	31,624.00	CAMERA & DOOR ACCESS CONTROL PROJECT
DIGITAL VISIONS, LLC	43,736.36	CAMERA & DOOR ACCESS CONTROL PROJECT
DIGITAL VISIONS, LLC	60,107.76	STATION SECURITY (DOOR LOCKS AND CAMERAS)
HURST KELLY & COMPANY LLC	18,750.00	2024 ACFR SERVICES
	21,219.26	2024 TAX REFUND
NEYRA CONSTRUCTION INC	129,750.87	2024 ADA RAMP REPLACEMENT PROJECT
ROOFCONNECT LOGISTICS, INC.	218,036.65	POLICE STATION/STRIP CENTER ROOF REPAIR
RUMPKE OF OHIO, INC	89,776.80	CUSTOMER # 6300108176
ANGELA WASSON	15,106.65	RETIREMENT AGREEMENT A. WASSON
WEX INC	24,419.38	FUEL FOR APRIL 2025



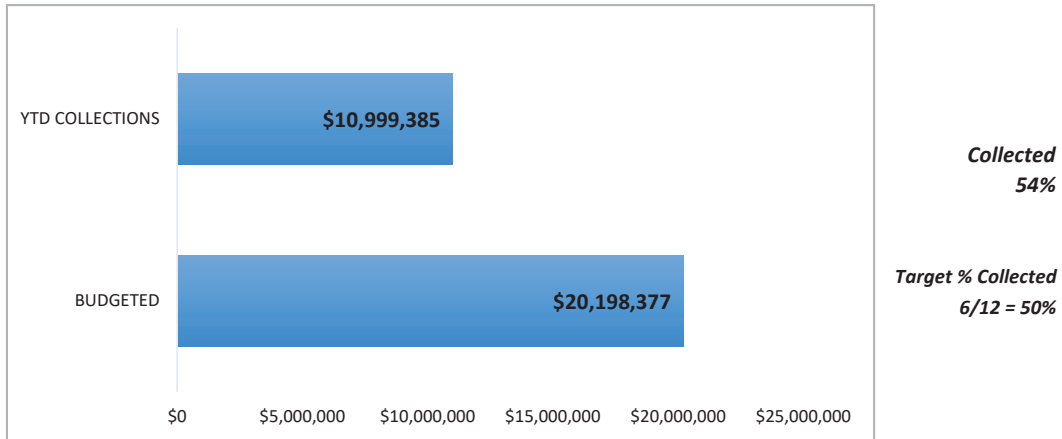
FINANCIAL REPORTS

FOR THE PERIOD ENDING

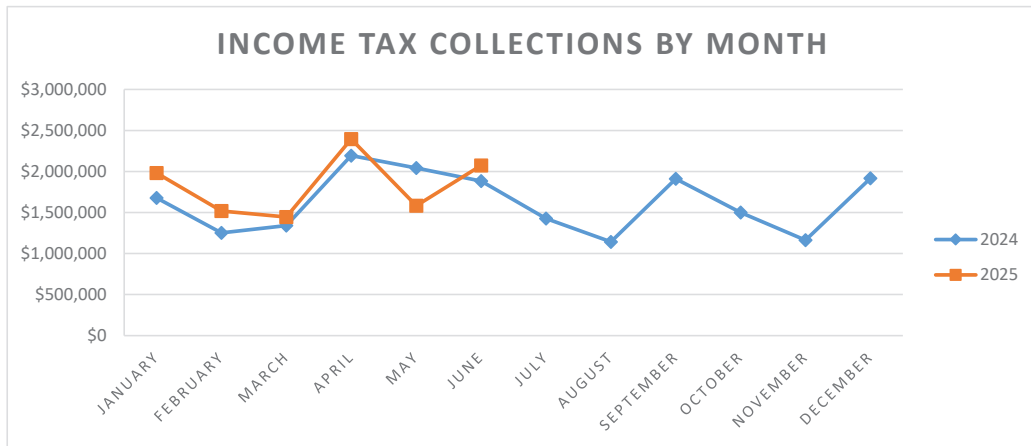
June 30, 2025

MUNICIPAL INCOME TAX MONTHLY REPORT JUNE 2025

As of the end of June, we have collected (YTD) \$10,999,385 in income tax dollars.
This equals to approximately 54% of the budget estimate.

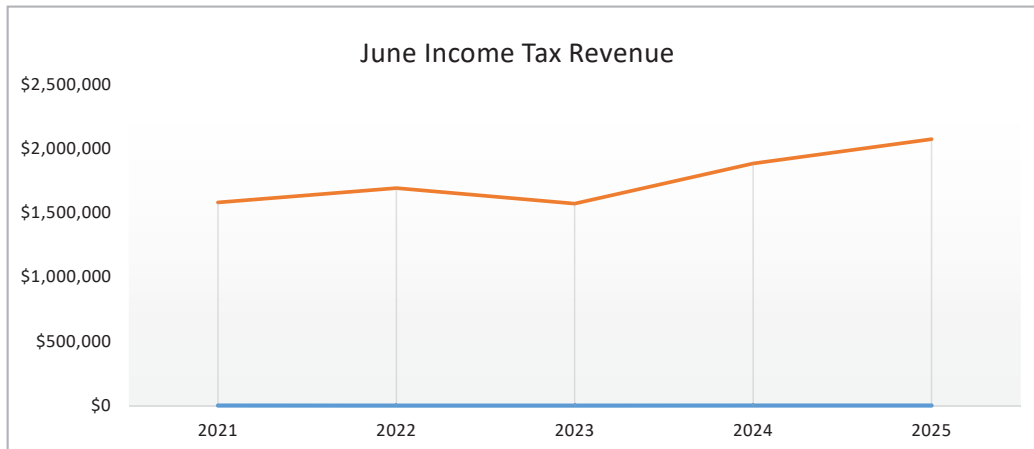


June income tax collections were 10% higher in 2025 than at the same time last year. Overall, the City has collected a difference of \$603,894 in 2025 than at the same time last year.



HISTORICAL COLLECTION OF TAX REVENUE OVER 5 YEARS

Over the last five years, income tax revenue in June has steadily increased.



City of Monroe
Statement of Cash Position
As of 6/2025

Fund	Fund Description	Beg Balance	YTD Receipts	YTD Expenses	Unexpended Balance
1110	GENERAL FUND	8,541,990.08	10,365,266.33	10,981,218.22	7,926,038.19
2101	INCOME TAX - PUBLIC SAFETY	148,418.34	1,910,482.40	0.00	2,058,900.74
2210	STREET FUND	1,843,604.71	801,507.83	1,529,704.50	1,115,408.04
2220	STATE HIGHWAY FUND	259,759.02	56,134.00	12,792.64	303,100.38
2230	MOTOR VEHICLE LICENSE TAX FUND	35,592.22	0.00	0.00	35,592.22
2310	FIRE - 1989 LEVY FUND	232,152.01	3,737,879.38	3,966,521.29	3,510.10
2320	FIRE - 2005 LEVY FUND	1,010.27	0.00	0.00	1,010.27
2330	FEMA FUND	656.75	0.00	538.85	117.90
2370	ONEOHIO OPIOID SETTLEMENT FUND	152,810.48	15,356.46	0.00	168,166.94
2410	POLICE LAW ENFORCEMENT FUND	490,867.80	2,965,080.97	3,449,846.21	6,102.56
2420	DARE GRANT FUND	9,664.84	1,408.23	2,372.00	8,701.07
2430	ENFORCEMENT AND EDUCATION FUND	7,007.72	865.00	0.00	7,872.72
2440	FEDERAL ASSET FORFEITURE FUND	13,735.42	0.00	0.00	13,735.42
2450	OHIO PEACE OFFICER TRAINING	88,361.18	73,117.44	0.00	161,478.62
2510	COURT TECHNOLOGY IMPROVEMENT	5,344.43	6,083.16	7,921.83	3,505.76
2621	MONROE CROSSINGS (C1)	2,311.21	1,163.93	785.68	2,689.46
2622	PARK 63/SUMMIT (C2)	312,868.07	115,987.59	78,293.93	350,561.73
2623	MONROE COMMERCE CENTER (C3)	1,833,468.89	892,327.91	603,365.74	2,122,431.06
2626	MIAMI VALLEY INDUSTRIAL (C6)	243,429.13	76,084.84	51,360.76	268,153.21
2627	YANKEE ROAD (C7)	25,058.43	0.00	0.00	25,058.43
2628	BERNS/DOUGLAS (C8)	30,172.40	11,274.88	7,795.73	33,651.55
2629	FRICK GREENTREE (C9)	392.01	0.00	0.00	392.01
2630	OSBOURNE (C10)	199.45	110.38	76.82	233.01
2631	SATELLITE FARMS (C11)	159,126.42	129,375.99	90,039.62	198,462.79
2632	CORRIDOR 75/MILLEN (C12)	4,862.84	15,136.06	10,217.14	9,781.76
2633	CORRIDOR 75 #1 (C13)	881,859.98	1,168,240.66	1,168,240.66	881,859.98
2634	CORRIDOR 75 #2 (C14)	3,265.21	59,087.72	58,070.60	4,282.33
2721	ARBOR ACRES (R1)	99,907.02	190,280.83	139,852.55	150,335.30
2722	HERITAGE GREEN (R2)	267,007.78	204,057.62	150,148.15	320,917.25
2723	WYANDOT WOODS (R3)	1,146,141.76	603,295.42	443,257.46	1,306,179.72
2724	GILMAR MEADOWS (R4)	112,814.48	87,375.80	64,201.25	135,989.03
2725	MT PLEASANT (R5)	34,759.19	56,627.68	41,602.38	49,784.49
2726	BRITTONY WOODS (R6)	650,229.35	420,138.80	309,076.24	761,291.91
2727	TODD'S GLEN RESERVE (R7)	75,639.50	99,980.93	73,452.50	102,167.93
2728	MAJESTIC OAKS (R8)	2,210.69	2,657.42	1,958.78	2,909.33
2729	TRIMBLE FARM (R9)	77,121.22	68,311.71	50,310.88	95,122.05
2731	HANKINS ROAD (R11)	5.66	10.96	8.05	8.57
2732	MONROE CROSSINGS #1 (R12)	887,398.47	874,824.67	643,039.93	1,119,183.21
2733	MONROE CROSSINGS #2 (R13)	635,508.14	343,459.17	256,593.71	722,373.60
2734	MONROE CROSSINGS #3 (R14)	692,686.56	299,007.78	215,716.59	775,977.75

Fund	Fund Description	Beg Balance	YTD Receipts	YTD Expenses	Unexpended Balance
2735	RESERVES OF MONROE XINGS (R15)	322,911.52	115,968.50	85,198.01	353,682.01
3101	INCOME TAX - CAPITAL PROJECTS	1,483,097.26	818,778.17	570,990.00	1,730,885.43
3110	PARK IMPROVEMENT FUND	326,700.62	7,716.38	11,002.00	323,415.00
3120	CAPITAL IMPROVEMENT FUND	2,233,677.05	117,819.46	643,485.87	1,708,010.64
3620	CPO TIF - CAPITAL FUND	24,880.23	0.00	0.00	24,880.23
4110	G.O. BOND RETIREMENT FUND	119,200.29	0.00	54,328.50	64,871.79
4210	WATER BOND RETIREMENT FUND	50,468.69	2,250.00	52,675.69	43.00
4310	S.A. BOND RETIREMENT FUND	614.68	679,233.65	679,233.65	614.68
4410	INCOME TAX BOND RETIREMENT FUN	164,881.68	12,350.00	177,231.25	0.43
4610	CORRIDOR 75 PARK LTD TIF FUND	126,651.27	0.00	0.00	126,651.27
5110	S.A. STREET LIGHTING FUND	2,466.28	91.07	0.00	2,557.35
6110	WATER FUND	1,485,920.71	1,912,672.76	1,207,394.68	2,191,198.79
6115	WATER GUARANTEE DEPOSIT	50,700.00	-2,425.00	0.00	48,275.00
6120	WATER CAPITAL IMPROVEMENTS	446,610.07	658,644.77	378,347.25	726,907.59
6125	WATER METER& READ SYSTEM REPL	741,183.93	135,635.77	94,041.48	782,778.22
6210	SEWER FUND	7,511.26	662,421.39	663,449.88	6,482.77
6310	STORM WATER FUND	717,337.72	434,782.70	107,966.29	1,044,154.13
6315	STORMWATER DEPOSIT FUND	68,400.00	0.00	0.00	68,400.00
6410	GARBAGE FUND	395,427.95	663,853.90	590,774.17	468,507.68
6510	CEMETERY FUND	33,507.94	43,061.04	36,172.67	40,396.31
6610	STREET LIGHTING UTILITY	5,444.54	82,682.63	74,589.04	13,538.13
7100	CEMETERY MAINTENANCE TRUST	74,016.13	3,774.66	27,500.00	50,290.79
7110	MOUND CEMETERY TRUST FUND	77,714.54	2,081.44	27,424.80	52,371.18
7120	LONG STREET TRUST FUND	9,731.42	313.60	0.00	10,045.02
7310	FIRE HISTORIC PRESERVATION FUN	1,470.54	0.00	0.00	1,470.54
7320	FIRE LOSS SECURITY FUND	45,371.33	0.00	24,000.00	21,371.33
7410	DRUG LAW ENFORCEMENT TRUST	14,648.27	2,929.03	7,000.00	10,577.30
		29,039,965.05	32,006,635.87	29,921,185.92	31,125,415.00

YTD BUDGET REPORT - REVENUE JUNE 2025

FUND	ACCOUNT DESCRIPTION	ORIGINAL ESTIM REV	REVISED ESTIM REV	ACTUAL YTD REVENUE	REMAINING REVENUE
1110	1110 GENERAL FUND	18,905,136	18,905,136	10,365,266.33	8,539,820
2101	2101 INCOME TAX - PUBLIC SAFETY FUND	3,373,300	3,373,300	1,910,482.40	1,462,818
2210	2210 STREET FUND	2,190,200	2,190,200	801,507.83	1,388,692
2310	2310 FIRE - 1989 LEVY FUND	6,506,010	6,506,010	3,737,879.38	2,768,131
2370	2370 ONEOHIO OPIOID SETTLEMENT FUND	36,780	36,780	15,356.46	21,424
2410	2410 POLICE LAW ENFORCEMENT FUND	5,164,625	5,164,625	2,965,080.97	2,199,544
2600	2600 TIF FUNDS	3,787,875	3,787,875	2,468,790	1,319,085
2700	2700 RID FUNDS	6,160,975	6,160,975	3,365,997	2,794,978
3101	3101 INCOME TAX - CAPITAL PROJECT FUND	1,451,377	1,451,377	818,778.17	632,599
6110	6110 WATER FUND	3,779,412	3,779,412	1,912,672.76	1,866,739
6120	6120 WATER CAPITAL IMPROVEMENT FUND	412,000	562,000	658,644.77	-96,645
6210	6210 SEWER FUND	1,328,800	1,328,800	662,421.39	666,379
6310	6310 STORM WATER FUND	692,450	692,450	434,782.70	257,667
6410	6410 GARBAGE FUND	1,271,100	1,271,100	663,853.90	607,246
	TOTALS	55,060,040	55,210,040	30,781,514	24,428,476

YTD BUDGET REPORT - EXPENSE JUNE 2025

FUND	ACCOUNT DESCRIPTION	ORIGINAL APPROP	REVISED BUDGET	YTD EXPENDED	ENCUMBRANCES	AVAILABLE BUDGET
1110	1110 GENERAL FUND	20,702,702	20,822,702	10,311,161.01	1,318,395.21	9,193,146
2101	2101 INCOME TAX - PUBLIC SAFETY FUND	3,400,000	3,400,000	0.00	0.00	3,400,000
2210	2210 STREET FUND	3,232,716	3,232,716	1,286,198.19	134,469.02	1,812,049
2310	2310 FIRE - 1989 LEVY FUND	6,502,245	6,573,565	3,820,307.88	263,905.62	2,489,352
2410	2410 POLICE LAW ENFORCEMENT FUND	5,300,826	5,300,826	3,233,583.03	170,267.91	1,896,975
2600	2600 TIF FUNDS	3,353,180	3,353,180	2,068,247	0	1,284,933
2700	2700 RID FUNDS	6,097,771	6,097,771	2,474,416	0	3,623,355
3101	3101 INCOME TAX - CAPITAL PROJECT FUND	2,906,628	3,089,386	312,782.72	1,068,214.57	1,708,389
6110	6110 WATER FUND	4,193,036	4,193,036	1,174,144.11	73,044.58	2,945,847
6120	6120 WATER CAPITAL IMPROVEMENT FUND	896,246	896,246	11,056.66	355,389.34	529,800
6210	6210 SEWER FUND	1,429,565	1,429,565	666,644.71	0.00	762,920
6310	6310 STORM WATER FUND	732,350	732,350	91,389.62	64,085.50	576,875
6410	6410 GARBAGE FUND	1,249,143	1,249,143	594,553.55	0.00	654,589
	TOTALS	59,996,408	60,370,486	26,044,485	3,447,772	30,878,230

Checks over \$15,000 June 2025		
NAME	INVOICE NET	INVOICE DESCRIPTION
GARRETT & JUDITH ASHLEY	24,000.00	REFUND OF FIRE LOSS SECURITY DEPOSIT
BUTLER COUNTY WATER & SEWER DEPT	104,003.26	MAY 2025 WASTE WATER
COMPLETE LAWN SPECIALISTS, INC.	17,005.00	INTERCHANGE MAINTENANCE 2025
FROST BROWN TODD LLC	20,084.34	LEGAL-HR
FROST BROWN TODD LLC	22,513.50	FBT LEGAL SERVICES
HURST KELLY & COMPANY LLC	18,750.00	2024 ACFR SERVICES
MIDWEST LANDSCAPES LLC	16,220.00	MOWING VARIOUS AREAS (CEMETERIES/PARKS)
NATIONAL INSPECTION CORPORATION	18,420.58	BUILDING SERVICES FOR 2024
PUBLIC ENTITIES POOL OF OHIO	42,734.00	2025 Property and Liability Insurance
POWERDMS, INC	19,413.16	PowerDMS Fire & Police
ROOFCONNECT LOGISTICS, INC.	206,101.99	POLICE STATION/STRIP CENTER ROOF REPAIR
RUMPKE OF OHIO, INC	89,918.88	CUSTOMER # 6300108176
TYLER TECHNOLOGIES, INC	102,592.67	WORK ORDERS ANNUAL SUPPORT & LICENSING
WEX INC	18,640.29	FUEL ACCOUNT 0462-00-399092-6 FOR MAY 2025