



**Finance Committee of Council Agenda
April 28, 2026 - 5:30 PM
233 South Main Street, Monroe, Ohio**

1. Approval of the Finance Committee Minutes of January 27, 2026
2. Discussion, questions, and requests for future meetings
 - 1st Quarter 2026 Financial Reports
 - 2025 Fiscal Year Audit Updates
 - Water Rate Study Discussion
3. Adjournment



**Finance Committee of Council
January 27, 2026 – 5:30 p.m.
233 South Main Street, Monroe, Ohio**

The Finance Committee of Council met on January 27, 2026 at 5:30 p.m. in the Council Library located at 233 South Main Street, Monroe, Ohio.

Present were: Michael Graves, Council Member; Tom Hagedorn, Council Member; Todd Hickman, Council Member; Larry Lester, City Manager; Jake Burton, Director of Finance; Angie Carr, Finance Administrator; and Beth Combs, Clerk of Council.

Mr. Hickman moved to approve the October 28, 2025 Finance Committee of Council Minutes; seconded by Mr. Graves. Voice vote. Motion carried.

Mr. Burton reviewed the Finance Reports of October, November, and December of 2025. Income tax receipts – collected 7.6% over 2024 and 3.6% above 2025 budget. Reviewed General Fund Five-Year Forecast. All but two accounts are up in revenue. Expenses – spent under budget in all accounts except 1, which is typical for Public Safety Fund.

Mr. Burton offered to answer any questions related to a chart showing checks written for more than \$15,000. Mr. Hickman asked about the fee for the City's Law Director. Mr. Burton stated that the base salary is \$84,000/annual (\$7,000/monthly) with an annual increase built in, however, there is an additional per hour rate for any services outside of what's considered Law Director duties. Mr. Graves asked about the City's budget for salt. Mr. Burton stated that from a budget perspective, the City is in good shape, but he is unsure about the City's supply.

Mr. Burton explained that there have been 2 Auditor bulletins issued recently. Related to Bulletin 2025-12, the Purchasing Policy would be changed to state that City employees can use frequent flyer miles, credit card rewards, hotel points, or other rewards earned during official business in their personal life, provided that these rewards are earned the same way as members of the public would earn them, and they do not impose additional costs to the City. Related to Bulletin 2025-13, the Purchasing Policy will be updated to state that purchases made on behalf of the City using a personal credit card or checking account must pay sales tax and cannot use the City's tax-exempt certificate. The city will not reimburse sales tax charged when using a personal credit card or checking account to make a purchase on behalf of the City. Reimbursable purchases that an employee may make using their own personal credit card or checking account shall not exceed \$500.00. If the purchase price exceeds this threshold, the purchase must be made through these purchasing policies and procedures or a city purchasing card. These changes will be presented to Council for approval next month.

Mr. Burton shared an additional update to the City's purchasing card procedures, not related to the Auditor's Bulletins, related to credit card fees. The policy will be updated to state that a purchasing card may not be used for purchases that include credit card fees that exceed 5% of the purchase price or \$5 total.



Mr. Burton updated the Committee regarding the \$5 million bond anticipation note in 2025 because the Public Works building project is expected to begin later this year. Staff will present Council with legislation that would allow the City to reimburse itself for any expenses related to the project. Mr. Burton explained that this process ensures compliance.

Mr. Burton shared that the Finance team will begin to evaluate the City's banking relationship. The City currently banks with U.S. Bank, but will get informal requests for proposals (RFPs) to ensure that the City is getting the best value for the services being provided. The results will be presented to Council later this year.

The Finance Committee meeting adjourned at 6:03 p.m.

Respectfully submitted,

Beth Combs
Clerk of Council



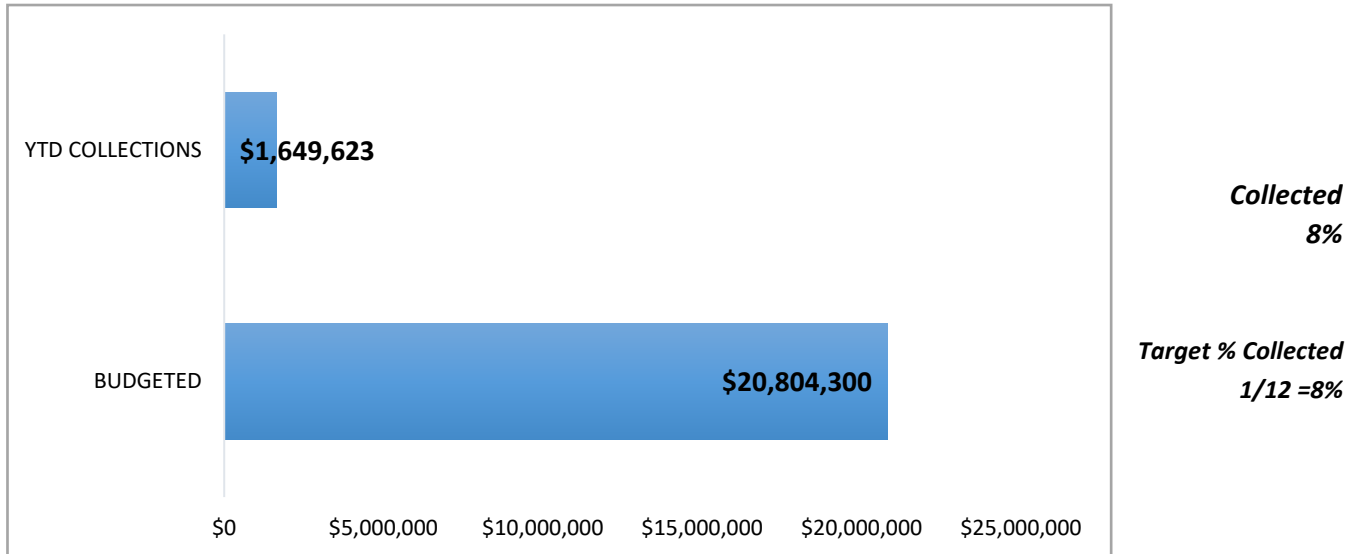
FINANCIAL REPORTS

FOR THE PERIOD ENDING

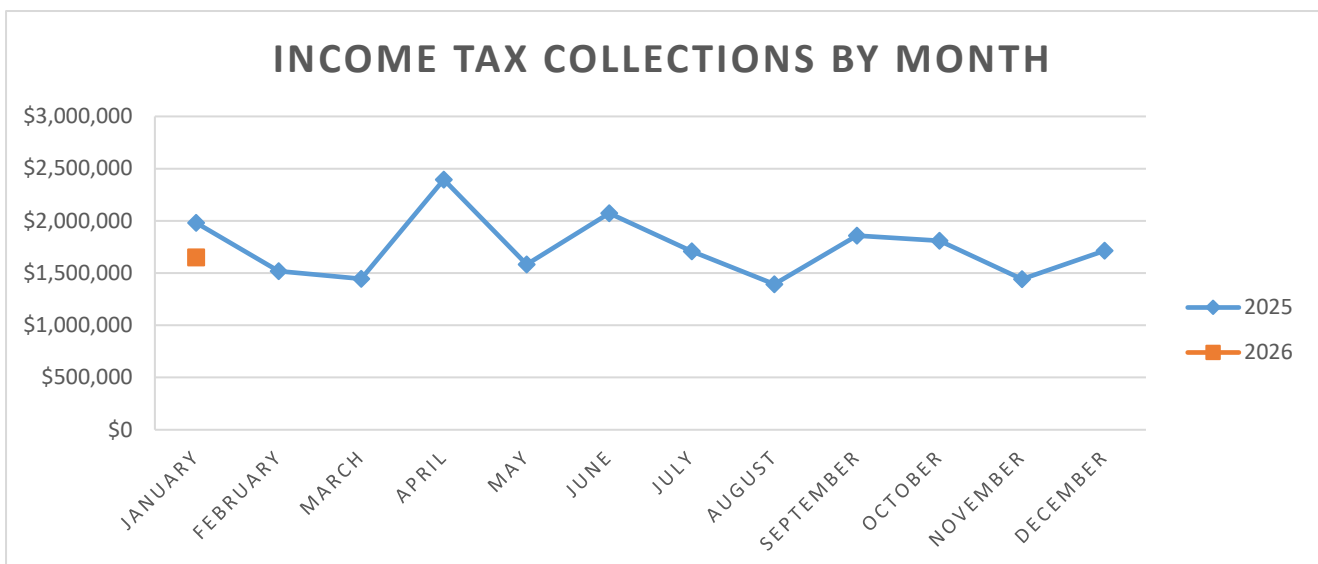
January 31, 2026

MUNICIPAL INCOME TAX MONTHLY REPORT JANUARY 2026

As of the end of January, we have collected (YTD) \$1,649,623 in income tax dollars.
This equals to approximately 8% of the budget estimate.

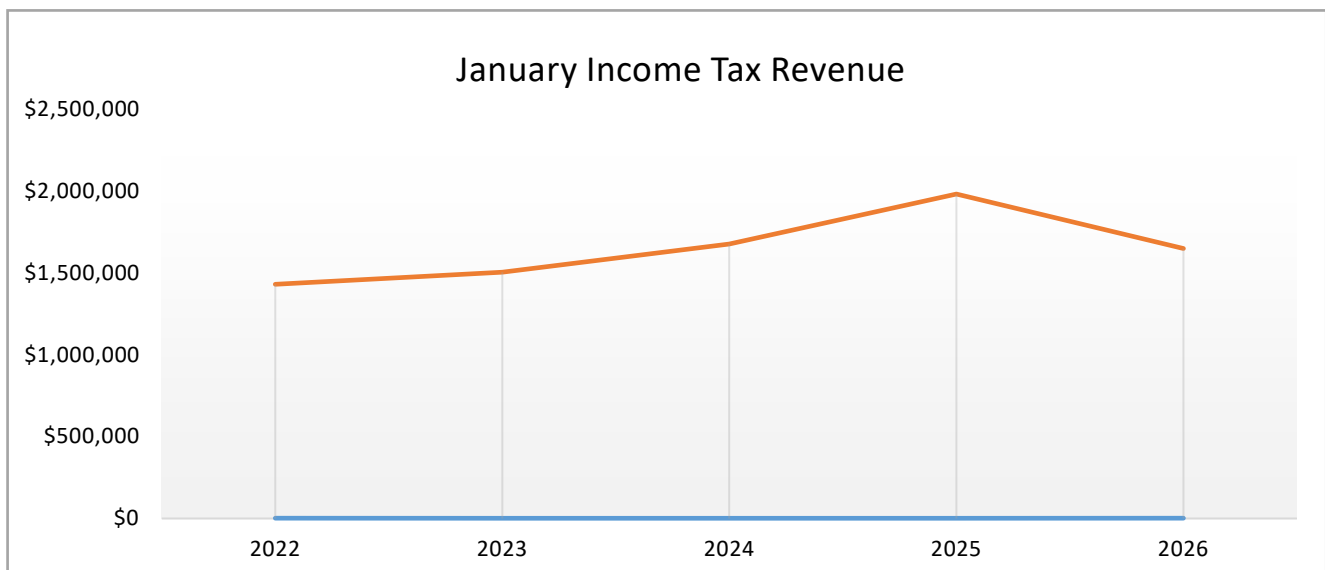


January income tax collections were 17% lower in 2026 than at the same time last year. Overall, the City has collected a difference of \$332,843 less in 2026 than at the same time last year.



HISTORICAL COLLECTION OF TAX REVENUE OVER 5 YEARS

Over the last five years, income tax revenue in January has fluctuated.



City of Monroe
Statement of Cash Position
As of 1/2026

Fund	Fund Description	Beg Balance	YTD Receipts	YTD Expenses	Unexpended Balance
1110	GENERAL FUND	8,772,846.18	2,420,628.91	1,697,851.31	9,495,623.78
2101	INCOME TAX - PUBLIC SAFETY	382,720.48	285,789.46	0.00	668,509.94
2210	STREET FUND	1,417,311.55	109,070.57	238,093.79	1,288,288.33
2220	STATE HIGHWAY FUND	357,681.89	8,766.67	718.89	365,729.67
2230	MOTOR VEHICLE LICENSE TAX FUND	35,490.22	0.00	0.00	35,490.22
2310	FIRE - 1989 LEVY FUND	352,032.67	406,436.09	681,971.03	76,497.73
2320	FIRE - 2005 LEVY FUND	1,010.27	0.00	0.00	1,010.27
2330	FEMA FUND	2,617.90	0.00	0.00	2,617.90
2370	ONEOHIO OPIOID SETTLEMENT FUND	196,195.61	0.00	3,440.00	192,755.61
2410	POLICE LAW ENFORCEMENT FUND	329,304.46	351,600.64	624,442.14	56,462.96
2420	DARE GRANT FUND	9,968.48	0.00	2,577.03	7,391.45
2430	ENFORCEMENT AND EDUCATION FUND	5,277.72	25.00	0.00	5,302.72
2440	FEDERAL ASSET FORFEITURE FUND	13,735.42	0.00	0.00	13,735.42
2450	OHIO PEACE OFFICER TRAINING	173,737.15	14,562.41	0.00	188,299.56
2510	COURT TECHNOLOGY IMPROVEMENT	10,759.11	855.21	2,899.39	8,714.93
2621	MONROE CROSSINGS (C1)	3,070.58	0.00	0.00	3,070.58
2622	PARK 63/SUMMIT (C2)	339,089.33	0.00	0.00	339,089.33
2623	MONROE COMMERCE CENTER (C3)	2,011,437.00	0.00	0.00	2,011,437.00
2626	MIAMI VALLEY INDUSTRIAL (C6)	267,821.55	0.00	0.00	267,821.55
2627	YANKEE ROAD (C7)	33,844.63	0.00	0.00	33,844.63
2628	BERNS/DOUGLAS (C8)	35,840.94	0.00	0.00	35,840.94
2629	FRICK GREENTREE (C9)	392.01	0.00	0.00	392.01
2630	OSBOURNE (C10)	266.56	0.00	0.00	266.56
2631	SATELLITE FARMS (C11)	198,282.97	0.00	0.00	198,282.97
2632	CORRIDOR 75/MILLEN (C12)	9,781.76	0.00	0.00	9,781.76
2633	CORRIDOR 75 #1 (C13)	828,709.11	0.00	0.00	828,709.11
2634	CORRIDOR 75 #2 (C14)	4,282.33	0.00	0.00	4,282.33
2721	ARBOR ACRES (R1)	182,620.34	0.00	0.00	182,620.34
2722	HERITAGE GREEN (R2)	318,923.47	0.00	0.00	318,923.47
2723	WYANDOT WOODS (R3)	1,258,915.03	0.00	0.00	1,258,915.03
2724	GILMAR MEADOWS (R4)	79,358.30	0.00	0.00	79,358.30
2725	MT PLEASANT (R5)	64,923.75	0.00	0.00	64,923.75
2726	BRITTONY WOODS (R6)	787,072.57	0.00	0.00	787,072.57
2727	TODD'S GLEN RESERVE (R7)	127,582.61	0.00	0.00	127,582.61
2728	MAJESTIC OAKS (R8)	3,413.51	0.00	0.00	3,413.51
2729	TRIMBLE FARM (R9)	107,554.39	0.00	0.00	107,554.39
2731	HANKINS ROAD (R11)	11.50	0.00	0.00	11.50
2732	MONROE CROSSINGS #1 (R12)	1,172,070.10	0.00	0.00	1,172,070.10
2733	MONROE CROSSINGS #2 (R13)	669,065.93	0.00	0.00	669,065.93
2734	MONROE CROSSINGS #3 (R14)	656,782.47	0.00	0.00	656,782.47

Fund	Fund Description	Beg Balance	YTD Receipts	YTD Expenses	Unexpended Balance
2735	RESERVES OF MONROE XINGS (R15)	384,685.89	0.00	0.00	384,685.89
3101	INCOME TAX - CAPITAL PROJECTS	1,171,969.13	122,481.20	364,268.84	930,181.49
3110	PARK IMPROVEMENT FUND	636,366.35	785.51	22,573.75	614,578.11
3120	CAPITAL IMPROVEMENT FUND	3,279,361.21	0.00	108,722.58	3,170,638.63
3620	CPO TIF - CAPITAL FUND	24,880.23	0.00	0.00	24,880.23
4110	G.O. BOND RETIREMENT FUND	45,409.59	0.00	0.00	45,409.59
4210	WATER BOND RETIREMENT FUND	15,117.31	0.00	0.00	15,117.31
4310	S.A. BOND RETIREMENT FUND	614.67	0.00	0.00	614.67
4410	INCOME TAX BOND RETIREMENT FUN	64,919.18	0.00	0.00	64,919.18
4610	CORRIDOR 75 PARK LTD TIF FUND	126,651.27	0.00	0.00	126,651.27
5110	S.A. STREET LIGHTING FUND	2,562.98	0.00	0.00	2,562.98
6110	WATER FUND	1,934,401.42	293,791.69	347,018.35	1,881,174.76
6115	WATER GUARANTEE DEPOSIT	47,450.00	-3,075.00	0.00	44,375.00
6120	WATER CAPITAL IMPROVEMENTS	1,001,421.62	60,638.94	46,805.44	1,015,255.12
6125	WATER METER& READ SYSTEM REPL	776,617.47	22,673.63	0.00	799,291.10
6210	SEWER FUND	34,008.43	103,482.04	116,134.79	21,355.68
6310	STORM WATER FUND	1,142,994.56	73,304.74	9,954.59	1,206,344.71
6315	STORMWATER DEPOSIT FUND	68,400.00	0.00	0.00	68,400.00
6410	GARBAGE FUND	496,103.50	116,511.55	96,047.31	516,567.74
6510	CEMETERY FUND	50,959.96	19,176.40	1,174.96	68,961.40
6610	STREET LIGHTING UTILITY	19,242.04	14,498.85	12,655.95	21,084.94
7100	CEMETERY MAINTENANCE TRUST	54,613.61	1,015.46	0.00	55,629.07
7110	MOUND CEMETERY TRUST FUND	54,192.47	210.71	0.00	54,403.18
7120	LONG STREET TRUST FUND	10,394.36	40.41	0.00	10,434.77
7310	FIRE HISTORIC PRESERVATION FUN	1,470.54	0.00	0.00	1,470.54
7320	FIRE LOSS SECURITY FUND	21,371.33	0.00	0.00	21,371.33
7410	DRUG LAW ENFORCEMENT TRUST	10,984.95	0.00	5,000.00	5,984.95
		32,698,965.92	4,423,271.09	4,382,350.14	32,739,886.87

YTD BUDGET REPORT - REVENUE JANUARY 2026

FUND	ACCOUNT DESCRIPTION	ORIGINAL ESTIM REV	REVISED ESTIM REV	ACTUAL YTD REVENUE	REMAINING REVENUE
1110	1110 GENERAL FUND	19,608,275	19,608,275	2,420,628.91	17,187,646
2101	2101 INCOME TAX - PUBLIC SAFETY FUND	3,474,500	3,474,500	285,789.46	3,188,711
2210	2210 STREET FUND	2,281,100	2,281,100	109,070.57	2,172,029
2310	2310 FIRE - 1989 LEVY FUND	6,544,010	6,544,010	406,436.09	6,137,574
2370	2370 ONEOHIO OPIOID SETTLEMENT FUND	65,000	65,000	0.00	65,000
2410	2410 POLICE LAW ENFORCEMENT FUND	5,259,525	5,259,525	351,600.64	4,907,924
2600	2600 TIF FUNDS	5,049,103	5,049,103	0	5,049,103
2700	2700 RID FUNDS	6,581,425	6,581,425	0	6,581,425
3101	3101 INCOME TAX - CAPITAL PROJECT FUND	1,494,900	1,494,900	122,481.20	1,372,419
6110	6110 WATER FUND	4,439,600	4,439,600	293,791.69	4,145,808
6120	6120 WATER CAPITAL IMPROVEMENT FUND	412,000	412,000	60,638.94	351,361
6210	6210 SEWER FUND	1,330,100	1,330,100	103,482.04	1,226,618
6310	6310 STORM WATER FUND	832,500	832,500	73,304.74	759,195
6410	6410 GARBAGE FUND	1,301,100	1,301,100	116,511.55	1,184,588
	TOTALS	58,673,138	58,673,138	4,343,736	54,329,402

YTD BUDGET REPORT - EXPENSE JANUARY 2026

FUND	ACCOUNT DESCRIPTION	ORIGINAL APPROP	REVISED BUDGET	YTD EXPENDED	ENCUMBRANCES	AVAILABLE BUDGET
1110	1110 GENERAL FUND	21,540,147	21,540,147	1,702,881.74	1,012,729.10	18,824,536
2101	2101 INCOME TAX - PUBLIC SAFETY FUND	3,550,000	3,550,000	0.00	0.00	3,550,000
2210	2210 STREET FUND	3,074,505	3,074,505	196,306.38	198,025.38	2,680,173
2310	2310 FIRE - 1989 LEVY FUND	6,655,180	6,655,180	664,448.63	200,531.09	5,790,200
2410	2410 POLICE LAW ENFORCEMENT FUND	5,270,575	5,270,575	577,303.94	182,717.93	4,510,553
2600	2600 TIF FUNDS	3,913,261	3,913,261	0	0	3,913,261
2700	2700 RID FUNDS	7,414,637	7,414,637	0	0	7,414,637
3101	3101 INCOME TAX - CAPITAL PROJECT FUND	1,470,318	1,470,318	210,997.92	175,797.00	1,083,523
6110	6110 WATER FUND	4,757,085	4,757,085	335,306.31	122,294.15	4,299,485
6120	6120 WATER CAPITAL IMPROVEMENT FUND	500,000	500,000	23,579.13	0.00	476,421
6210	6210 SEWER FUND	1,435,175	1,435,175	116,859.88	21,515.04	1,296,800
6310	6310 STORM WATER FUND	1,168,330	1,168,330	7,032.26	16,560.54	1,144,737
6410	6410 GARBAGE FUND	1,296,135	1,296,135	97,072.08	15,060.54	1,184,002
TOTALS		62,045,348	62,045,348	3,931,788	1,945,231	56,168,329

Checks over \$15,000 January 2026		
NAME	INVOICE NET	INVOICE DESCRIPTION
BARRETT PAVING MATERIALS INC	151,375.81	2025 PAVEMENT RESURFACING AND STRIPING PROGRAM
BUTLER COUNTY WATER & SEWER DEPT	110,405.21	ACCT # 3048687-2055515
BUTLER COUNTY WATER & SEWER DEPT	112,573.38	DECEMBER 2025 WASTE WATER
BUTLER COUNTY WATER & SEWER DEPT	130,703.21	ACCT 3048687-2055515
BURGESS & NIPL, INC.	23,579.13	2025 WATER MAIN REPLACEMENT PROJECTS
CENTRALSQUARE TECHNOLOGIES	42,072.86	RMS/CAD - MOBILE PRO SUITE CLOUD
CIVICA NORTH AMERICA, INC.	39,479.57	ANNUAL RENEWAL FOR CAD/ RMS
DAIMLER TRUCKS & BUSES US HOLDING LLC	168,925.06	FIVE WESTERN STAR DUMP TRUCKS - LEASE
FISHBECK, THOMPSON, CARR & HUBER, INC.	17,041.25	COMMUNITY PARK STORMWATER DRAINAGE
JACKSON CONSTRUCTION INC	19,454.30	2025 ADA PROGRAM
JOHN R JURGENSEN COMPANY	29,560.00	2024 ASPHALT PAVING PROGRAM
MONROE AREA COMMUNITY IMPROVEMENT	157,000.00	CIC FUNCTIONS AND CONTRIBUTION
NATIONAL INSPECTION CORPORATION	16,910.13	BUILDING SERVICES FOR 2025, 01/14/2025
PUBLIC ENTITIES POOL OF OHIO	51,039.75	2026 PROPERTY AND LIABILITY INSURANCE
ROOFCONNECT LOGISTICS, INC.	22,584.01	POLICE STATION/STRIP CENTER ROOF REPAIR
RUMPKE OF OHIO, INC	90,459.60	CUSTOMER # 6300108176
TURTLECREEK TOWNSHIP TRUSTEES	33,873.67	JEDD REVENUE SPLIT - 2025 QTR 4
WEX INC	27,889.18	FUEL FOR DECEMBER 2025



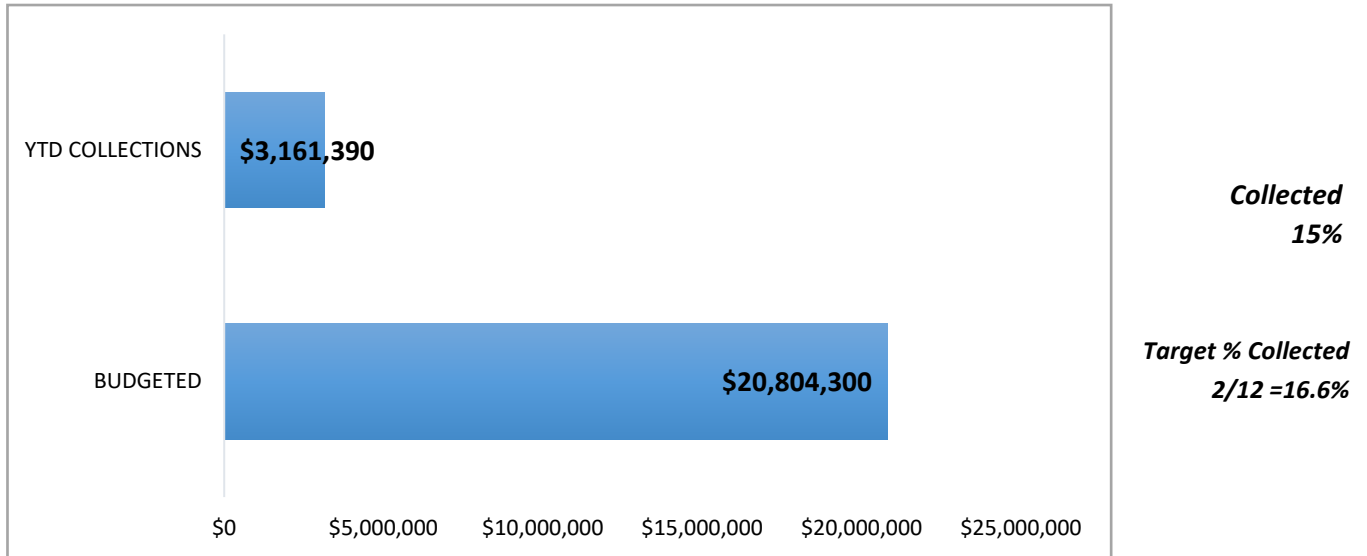
FINANCIAL REPORTS

FOR THE PERIOD ENDING

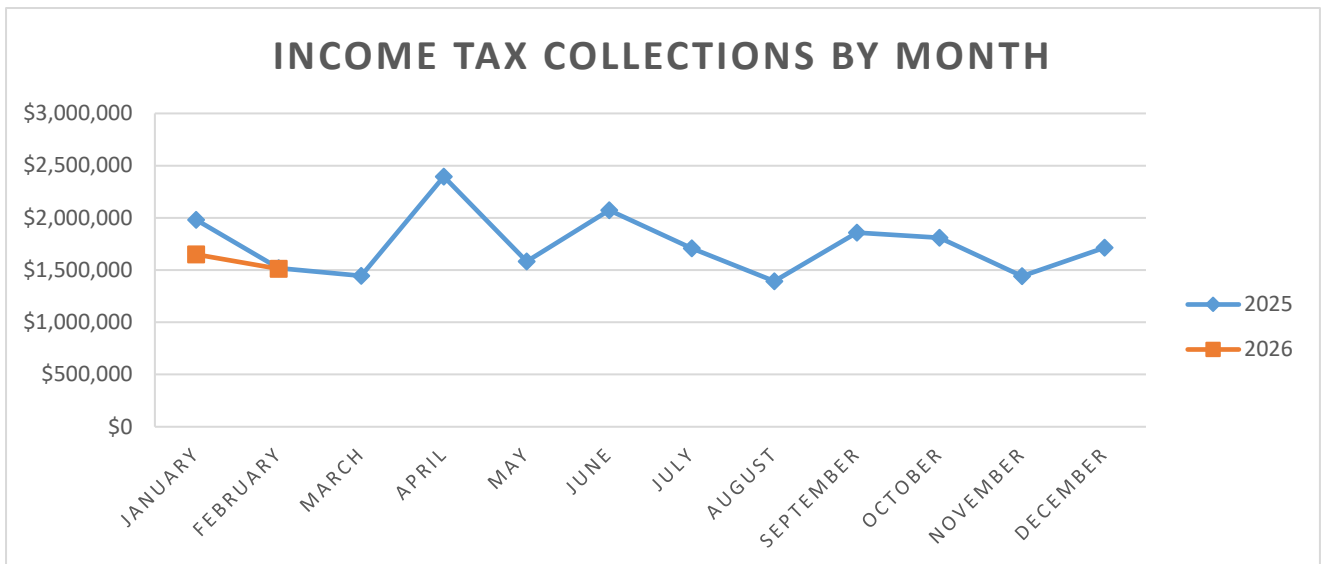
February 28, 2026

MUNICIPAL INCOME TAX MONTHLY REPORT FEBRUARY 2026

As of the end of February, we have collected (YTD) \$3,161,390 in income tax dollars.
This equals to approximately 15% of the budget estimate.

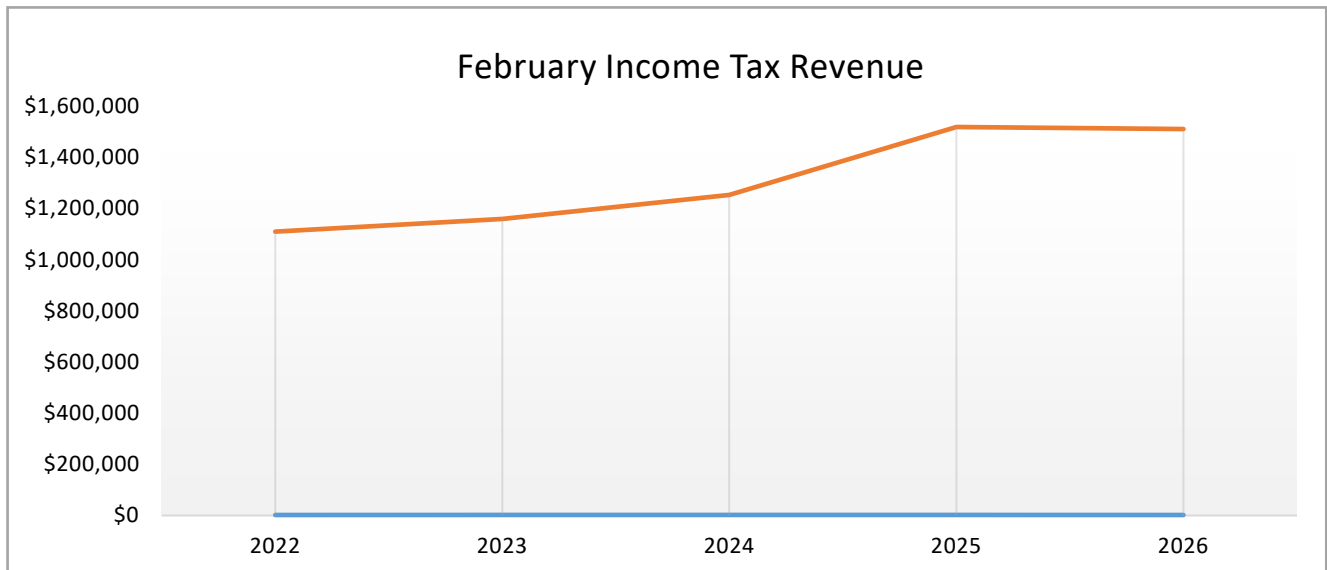


February income tax collections were 0% lower in 2026 than at the same time last year. Overall, the City has collected a difference of \$340,244 less in 2026 than at the same time last year.



HISTORICAL COLLECTION OF TAX REVENUE OVER 5 YEARS

Over the last five years, income tax revenue in February has fluctuated.



City of Monroe
Statement of Cash Position
As of 2/2026

Fund	Fund Description	Beg Balance	YTD Receipts	YTD Expenses	Unexpended Balance
1110	GENERAL FUND	8,772,846.18	4,024,960.04	3,650,999.19	9,146,807.03
2101	INCOME TAX - PUBLIC SAFETY	382,720.48	547,094.14	0.00	929,814.62
2210	STREET FUND	1,417,311.55	238,664.99	471,918.85	1,184,057.69
2220	STATE HIGHWAY FUND	357,681.89	19,498.36	36,134.14	341,046.11
2230	MOTOR VEHICLE LICENSE TAX FUND	35,490.22	0.00	0.00	35,490.22
2310	FIRE - 1989 LEVY FUND	352,032.67	1,052,053.79	1,356,606.51	47,479.95
2320	FIRE - 2005 LEVY FUND	1,010.27	0.00	0.00	1,010.27
2330	FEMA FUND	2,617.90	0.00	0.00	2,617.90
2370	ONEOHIO OPIOID SETTLEMENT FUND	196,195.61	0.00	3,840.00	192,355.61
2410	POLICE LAW ENFORCEMENT FUND	329,304.46	753,492.14	1,079,068.58	3,728.02
2420	DARE GRANT FUND	9,968.48	1,267.41	3,221.28	8,014.61
2430	ENFORCEMENT AND EDUCATION FUND	5,277.72	50.00	0.00	5,327.72
2440	FEDERAL ASSET FORFEITURE FUND	13,735.42	0.00	0.00	13,735.42
2450	OHIO PEACE OFFICER TRAINING	173,737.15	14,562.41	110.20	188,189.36
2510	COURT TECHNOLOGY IMPROVEMENT	10,759.11	2,147.21	3,796.71	9,109.61
2621	MONROE CROSSINGS (C1)	3,070.58	0.00	0.00	3,070.58
2622	PARK 63/SUMMIT (C2)	339,089.33	0.00	0.00	339,089.33
2623	MONROE COMMERCE CENTER (C3)	2,011,437.00	0.00	0.00	2,011,437.00
2626	MIAMI VALLEY INDUSTRIAL (C6)	267,821.55	0.00	0.00	267,821.55
2627	YANKEE ROAD (C7)	33,844.63	0.00	0.00	33,844.63
2628	BERNS/DOUGLAS (C8)	35,840.94	0.00	0.00	35,840.94
2629	FRICK GREENTREE (C9)	392.01	0.00	0.00	392.01
2630	OSBOURNE (C10)	266.56	0.00	0.00	266.56
2631	SATELLITE FARMS (C11)	198,282.97	0.00	0.00	198,282.97
2632	CORRIDOR 75/MILLEN (C12)	9,781.76	0.00	0.00	9,781.76
2633	CORRIDOR 75 #1 (C13)	828,709.11	0.00	0.00	828,709.11
2634	CORRIDOR 75 #2 (C14)	4,282.33	0.00	0.00	4,282.33
2721	ARBOR ACRES (R1)	182,620.34	0.00	0.00	182,620.34
2722	HERITAGE GREEN (R2)	318,923.47	0.00	0.00	318,923.47
2723	WYANDOT WOODS (R3)	1,258,915.03	0.00	0.00	1,258,915.03
2724	GILMAR MEADOWS (R4)	79,358.30	0.00	0.00	79,358.30
2725	MT PLEASANT (R5)	64,923.75	0.00	0.00	64,923.75
2726	BRITTONY WOODS (R6)	787,072.57	0.00	0.00	787,072.57
2727	TODD'S GLEN RESERVE (R7)	127,582.61	0.00	0.00	127,582.61
2728	MAJESTIC OAKS (R8)	3,413.51	0.00	0.00	3,413.51
2729	TRIMBLE FARM (R9)	107,554.39	0.00	0.00	107,554.39
2731	HANKINS ROAD (R11)	11.50	0.00	0.00	11.50
2732	MONROE CROSSINGS #1 (R12)	1,172,070.10	0.00	0.00	1,172,070.10
2733	MONROE CROSSINGS #2 (R13)	669,065.93	0.00	0.00	669,065.93
2734	MONROE CROSSINGS #3 (R14)	656,782.47	0.00	0.00	656,782.47

Fund	Fund Description	Beg Balance	YTD Receipts	YTD Expenses	Unexpended Balance
2735	RESERVES OF MONROE XINGS (R15)	384,685.89	0.00	0.00	384,685.89
3101	INCOME TAX - CAPITAL PROJECTS	1,171,969.13	234,468.92	367,030.13	1,039,407.92
3110	PARK IMPROVEMENT FUND	636,366.35	3,249.00	96,332.70	543,282.65
3120	CAPITAL IMPROVEMENT FUND	3,279,361.21	8,949.84	244,217.83	3,044,093.22
3620	CPO TIF - CAPITAL FUND	24,880.23	0.00	0.00	24,880.23
4110	G.O. BOND RETIREMENT FUND	45,409.59	0.00	0.00	45,409.59
4210	WATER BOND RETIREMENT FUND	15,117.31	0.00	0.00	15,117.31
4310	S.A. BOND RETIREMENT FUND	614.67	0.00	0.00	614.67
4410	INCOME TAX BOND RETIREMENT FUN	64,919.18	0.00	0.00	64,919.18
4610	CORRIDOR 75 PARK LTD TIF FUND	126,651.27	0.00	0.00	126,651.27
5110	S.A. STREET LIGHTING FUND	2,562.98	0.00	0.00	2,562.98
6110	WATER FUND	1,934,401.42	722,804.59	433,908.36	2,223,297.65
6115	WATER GUARANTEE DEPOSIT	47,450.00	325.00	0.00	47,775.00
6120	WATER CAPITAL IMPROVEMENTS	1,001,421.62	66,904.24	46,805.44	1,021,520.42
6125	WATER METER& READ SYSTEM REPL	776,617.47	44,900.55	1,171.71	820,346.31
6210	SEWER FUND	34,008.43	217,507.61	217,142.05	34,373.99
6310	STORM WATER FUND	1,142,994.56	143,400.85	15,923.75	1,270,471.66
6315	STORMWATER DEPOSIT FUND	68,400.00	0.00	0.00	68,400.00
6410	GARBAGE FUND	496,103.50	224,320.37	195,862.67	524,561.20
6510	CEMETERY FUND	50,959.96	29,156.80	5,442.96	74,673.80
6610	STREET LIGHTING UTILITY	19,242.04	28,503.35	25,894.17	21,851.22
7100	CEMETERY MAINTENANCE TRUST	54,613.61	1,861.84	0.00	56,475.45
7110	MOUND CEMETERY TRUST FUND	54,192.47	546.44	0.00	54,738.91
7120	LONG STREET TRUST FUND	10,394.36	104.80	0.00	10,499.16
7310	FIRE HISTORIC PRESERVATION FUN	1,470.54	0.00	0.00	1,470.54
7320	FIRE LOSS SECURITY FUND	21,371.33	0.00	0.00	21,371.33
7410	DRUG LAW ENFORCEMENT TRUST	10,984.95	298.00	5,000.00	6,282.95
		32,698,965.92	8,381,092.69	8,260,427.23	32,819,631.38

YTD BUDGET REPORT - REVENUE FEBRUARY 2026

FUND	ACCOUNT DESCRIPTION	ORIGINAL ESTIM REV	REVISED ESTIM REV	ACTUAL YTD REVENUE	REMAINING REVENUE
1110	1110 GENERAL FUND	19,608,275	19,608,275	4,024,960.04	15,583,315
2101	2101 INCOME TAX - PUBLIC SAFETY FUND	3,474,500	3,474,500	547,094.14	2,927,406
2210	2210 STREET FUND	2,281,100	2,281,100	238,664.99	2,042,435
2310	2310 FIRE - 1989 LEVY FUND	6,544,010	6,544,010	1,052,053.79	5,491,956
2370	2370 ONEOHIO OPIOID SETTLEMENT FUND	65,000	65,000	0.00	65,000
2410	2410 POLICE LAW ENFORCEMENT FUND	5,259,525	5,259,525	753,492.14	4,506,033
2600	2600 TIF FUNDS	5,049,103	5,049,103	0	5,049,103
2700	2700 RID FUNDS	6,581,425	6,581,425	0	6,581,425
3101	3101 INCOME TAX - CAPITAL PROJECT FUND	1,494,900	1,494,900	234,468.92	1,260,431
6110	6110 WATER FUND	4,439,600	4,439,600	722,804.59	3,716,795
6120	6120 WATER CAPITAL IMPROVEMENT FUND	412,000	412,000	66,904.24	345,096
6210	6210 SEWER FUND	1,330,100	1,330,100	217,507.61	1,112,592
6310	6310 STORM WATER FUND	832,500	832,500	143,400.85	689,099
6410	6410 GARBAGE FUND	1,301,100	1,301,100	224,320.37	1,076,780
TOTALS		58,673,138	58,673,138	8,225,672	50,447,466

YTD BUDGET REPORT - EXPENSE FEBRUARY 2026

FUND	ACCOUNT DESCRIPTION	ORIGINAL APPROP	REVISED BUDGET	YTD EXPENDED	ENCUMBRANCES	AVAILABLE BUDGET
1110	1110 GENERAL FUND	21,540,147	21,540,147	3,320,634.88	1,525,123.24	16,694,389
2101	2101 INCOME TAX - PUBLIC SAFETY FUND	3,550,000	3,550,000	0.00	0.00	3,550,000
2210	2210 STREET FUND	3,074,505	3,074,505	398,335.40	206,931.37	2,469,238
2310	2310 FIRE - 1989 LEVY FUND	6,655,180	6,655,180	1,322,447.87	172,998.30	5,159,734
2410	2410 POLICE LAW ENFORCEMENT FUND	5,270,575	5,270,575	1,030,145.76	182,717.93	4,057,711
2600	2600 TIF FUNDS	3,913,261	3,913,261	0	0	3,913,261
2700	2700 RID FUNDS	7,414,637	7,414,637	0	0	7,414,637
3101	3101 INCOME TAX - CAPITAL PROJECT FUND	1,470,318	1,640,918	210,997.92	175,797.00	1,254,123
6110	6110 WATER FUND	4,757,085	4,757,085	430,231.75	123,816.93	4,203,036
6120	6120 WATER CAPITAL IMPROVEMENT FUND	500,000	500,000	23,579.13	0.00	476,421
6210	6210 SEWER FUND	1,435,175	1,435,175	218,592.22	21,515.04	1,195,068
6310	6310 STORM WATER FUND	1,168,330	1,168,330	13,666.60	16,560.54	1,138,103
6410	6410 GARBAGE FUND	1,296,135	1,296,135	197,912.19	15,060.54	1,083,162
TOTALS		62,045,348	62,215,948	7,166,544	2,440,521	52,608,883

Checks over \$15,000 February 2026		
NAME	INVOICE NET	INVOICE DESCRIPTION
AIR AUTHORITY HEATING AND AIR CONDITIONING	44,922.75	STRIP CENTER HEATING, AC, VENTILATION
AIRCONNECT LLC	33,400.00	STATION 62 RADIANT TUBE HEATERS
BUTLER COUNTY WATER & SEWER DEPT	97,701.04	JANUARY 2026 WASTE WATER
FBT GIBBONS LLP	23,091.50	Law Director Services
FISHBECK, THOMPSON, CARR & HUBER, INC.	23,467.50	DESIGN & CONSTRUCTION PHASE FOR BICENTENNIAL LOOP
GOVERNMENTJOBS.COM, INC.	24,765.32	HR SOFTWARE
KLEINGERS & ASSOCIATES INC	23,830.00	ENG SERVICES FOR GATEWAY & BUTLER WARREN
OHIO LIVING COMMUNITIES	60,300.00	SALE & PURCHASE REAL PROPERTY-C1800-005-000-005 &
JASON ROBINSON	29,800.00	COMMUNITY PARK FENCING FIELDS #4 & #5
RUMPKE OF OHIO, INC	94,507.56	CUSTOMER # 6300108176
WEX INC	26,192.46	FUEL FOR JANUARY 2026



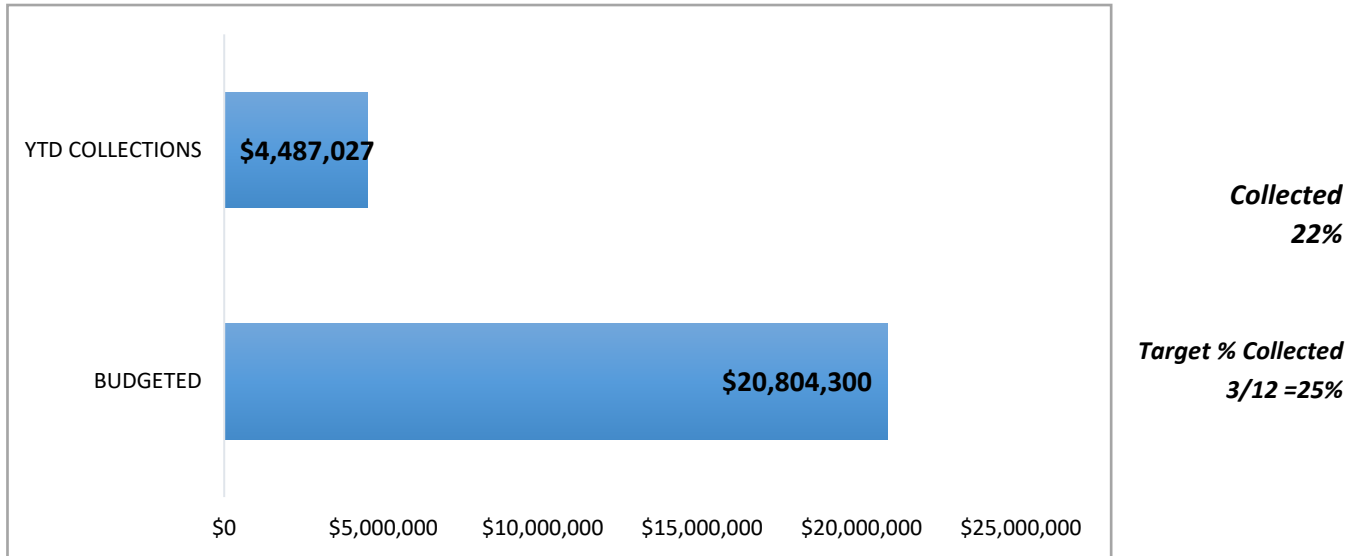
FINANCIAL REPORTS

FOR THE PERIOD ENDING

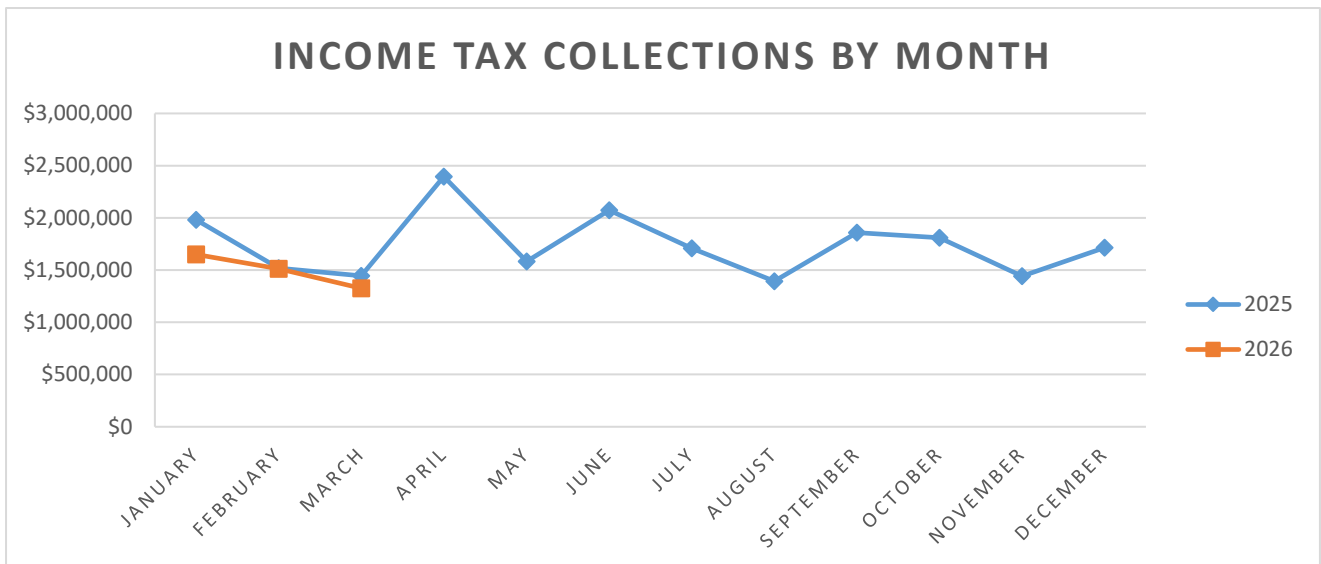
March 31, 2026

MUNICIPAL INCOME TAX MONTHLY REPORT MARCH 2026

As of the end of March, we have collected (YTD) \$4,487,027 in income tax dollars.
This equals to approximately 22% of the budget estimate.

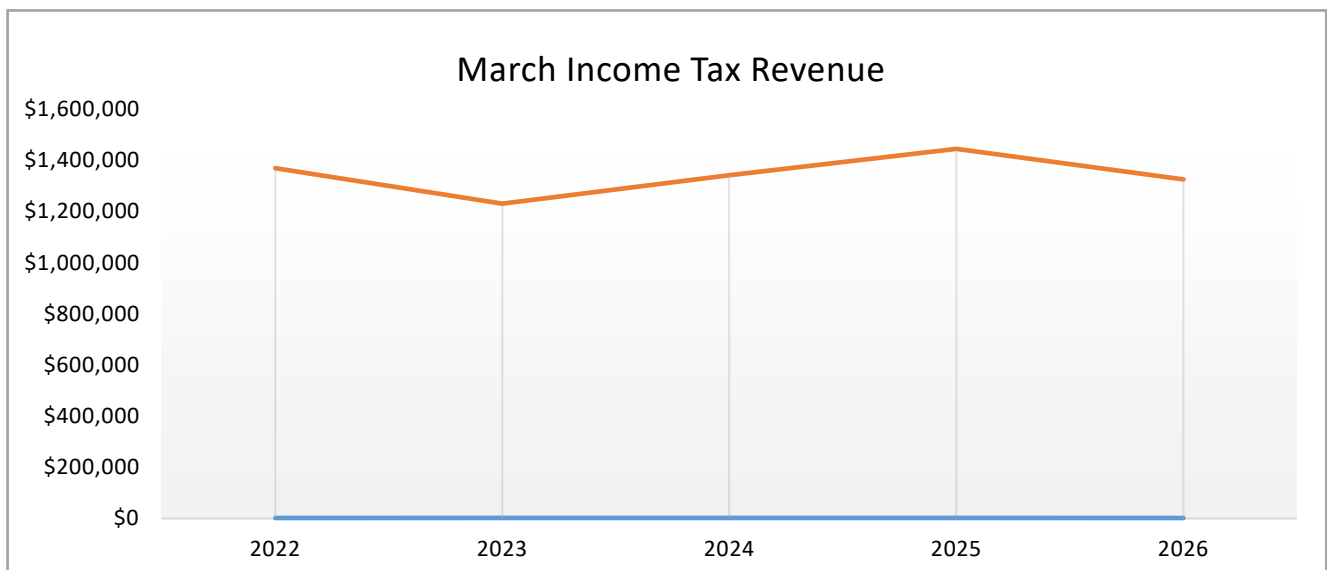


March income tax collections were **8% lower** in 2026 than at the same time last year. Overall, the City has collected a **difference of \$460,048** less in 2026 than at the same time last year.



HISTORICAL COLLECTION OF TAX REVENUE OVER 5 YEARS

Over the last five years, income tax revenue in March has fluctuated.



City of Monroe
Statement of Cash Position
As of 3/2026

Fund	Fund Description	Beg Balance	YTD Receipts	YTD Expenses	Unexpended Balance
1110	GENERAL FUND	8,772,846.18	5,740,786.41	5,873,714.65	8,639,917.94
2101	INCOME TAX - PUBLIC SAFETY	382,720.48	775,937.76	0.00	1,158,658.24
2210	STREET FUND	1,417,311.55	421,241.10	686,869.32	1,151,683.33
2220	STATE HIGHWAY FUND	357,681.89	32,014.40	61,506.09	328,190.20
2230	MOTOR VEHICLE LICENSE TAX FUND	35,490.22	0.00	0.00	35,490.22
2310	FIRE - 1989 LEVY FUND	352,032.67	1,605,989.33	1,948,568.00	9,454.00
2320	FIRE - 2005 LEVY FUND	1,010.27	0.00	0.00	1,010.27
2330	FEMA FUND	2,617.90	0.00	0.00	2,617.90
2370	ONEOHIO OPIOID SETTLEMENT FUND	196,195.61	0.00	4,230.00	191,965.61
2410	POLICE LAW ENFORCEMENT FUND	329,304.46	1,254,562.31	1,573,749.68	10,117.09
2420	DARE GRANT FUND	9,968.48	1,267.41	7,788.20	3,447.69
2430	ENFORCEMENT AND EDUCATION FUND	5,277.72	150.00	0.00	5,427.72
2440	FEDERAL ASSET FORFEITURE FUND	13,735.42	0.00	0.00	13,735.42
2450	OHIO PEACE OFFICER TRAINING	173,737.15	14,562.41	576.20	187,723.36
2510	COURT TECHNOLOGY IMPROVEMENT	10,759.11	4,068.15	6,188.22	8,639.04
2621	MONROE CROSSINGS (C1)	3,070.58	0.00	0.00	3,070.58
2622	PARK 63/SUMMIT (C2)	339,089.33	0.00	0.00	339,089.33
2623	MONROE COMMERCE CENTER (C3)	2,011,437.00	0.00	0.00	2,011,437.00
2626	MIAMI VALLEY INDUSTRIAL (C6)	267,821.55	0.00	0.00	267,821.55
2627	YANKEE ROAD (C7)	33,844.63	0.00	0.00	33,844.63
2628	BERNS/DOUGLAS (C8)	35,840.94	0.00	0.00	35,840.94
2629	FRICK GREENTREE (C9)	392.01	0.00	0.00	392.01
2630	OSBOURNE (C10)	266.56	0.00	0.00	266.56
2631	SATELLITE FARMS (C11)	198,282.97	0.00	0.00	198,282.97
2632	CORRIDOR 75/MILLEN (C12)	9,781.76	0.00	0.00	9,781.76
2633	CORRIDOR 75 #1 (C13)	828,709.11	0.00	0.00	828,709.11
2634	CORRIDOR 75 #2 (C14)	4,282.33	0.00	0.00	4,282.33
2721	ARBOR ACRES (R1)	182,620.34	0.00	0.00	182,620.34
2722	HERITAGE GREEN (R2)	318,923.47	0.00	0.00	318,923.47
2723	WYANDOT WOODS (R3)	1,258,915.03	0.00	0.00	1,258,915.03
2724	GILMAR MEADOWS (R4)	79,358.30	0.00	0.00	79,358.30
2725	MT PLEASANT (R5)	64,923.75	0.00	0.00	64,923.75
2726	BRITTONY WOODS (R6)	787,072.57	0.00	0.00	787,072.57
2727	TODD'S GLEN RESERVE (R7)	127,582.61	0.00	0.00	127,582.61
2728	MAJESTIC OAKS (R8)	3,413.51	0.00	0.00	3,413.51
2729	TRIMBLE FARM (R9)	107,554.39	0.00	0.00	107,554.39
2731	HANKINS ROAD (R11)	11.50	0.00	0.00	11.50
2732	MONROE CROSSINGS #1 (R12)	1,172,070.10	0.00	0.00	1,172,070.10
2733	MONROE CROSSINGS #2 (R13)	669,065.93	0.00	0.00	669,065.93
2734	MONROE CROSSINGS #3 (R14)	656,782.47	0.00	0.00	656,782.47

Fund	Fund Description	Beg Balance	YTD Receipts	YTD Expenses	Unexpended Balance
2735	RESERVES OF MONROE XINGS (R15)	384,685.89	0.00	0.00	384,685.89
3101	INCOME TAX - CAPITAL PROJECTS	1,171,969.13	332,544.75	670,187.94	834,325.94
3110	PARK IMPROVEMENT FUND	636,366.35	6,604.96	105,102.70	537,868.61
3120	CAPITAL IMPROVEMENT FUND	3,279,361.21	83,949.84	367,149.36	2,996,161.69
3620	CPO TIF - CAPITAL FUND	24,880.23	0.00	0.00	24,880.23
4110	G.O. BOND RETIREMENT FUND	45,409.59	0.00	0.00	45,409.59
4210	WATER BOND RETIREMENT FUND	15,117.31	0.00	0.00	15,117.31
4310	S.A. BOND RETIREMENT FUND	614.67	0.00	0.00	614.67
4410	INCOME TAX BOND RETIREMENT FUN	64,919.18	0.00	0.00	64,919.18
4610	CORRIDOR 75 PARK LTD TIF FUND	126,651.27	0.00	0.00	126,651.27
5110	S.A. STREET LIGHTING FUND	2,562.98	0.00	0.00	2,562.98
6110	WATER FUND	1,934,401.42	1,142,394.26	771,105.30	2,305,690.38
6115	WATER GUARANTEE DEPOSIT	47,450.00	725.00	0.00	48,175.00
6120	WATER CAPITAL IMPROVEMENTS	1,001,421.62	74,521.10	71,933.50	1,004,009.22
6125	WATER METER& READ SYSTEM REPL	776,617.47	68,964.48	12,149.11	833,432.84
6210	SEWER FUND	34,008.43	338,721.50	331,837.20	40,892.73
6310	STORM WATER FUND	1,142,994.56	219,349.81	25,527.52	1,336,816.85
6315	STORMWATER DEPOSIT FUND	68,400.00	0.00	0.00	68,400.00
6410	GARBAGE FUND	496,103.50	344,475.39	298,870.13	541,708.76
6510	CEMETERY FUND	50,959.96	37,388.08	6,740.91	81,607.13
6610	STREET LIGHTING UTILITY	19,242.04	44,748.79	39,257.75	24,733.08
7100	CEMETERY MAINTENANCE TRUST	54,613.61	2,293.56	0.00	56,907.17
7110	MOUND CEMETERY TRUST FUND	54,192.47	964.89	0.00	55,157.36
7120	LONG STREET TRUST FUND	10,394.36	185.06	0.00	10,579.42
7310	FIRE HISTORIC PRESERVATION FUN	1,470.54	0.00	0.00	1,470.54
7320	FIRE LOSS SECURITY FUND	21,371.33	0.00	0.00	21,371.33
7410	DRUG LAW ENFORCEMENT TRUST	10,984.95	688.00	5,000.00	6,672.95
		32,698,965.92	12,549,098.75	12,868,051.78	32,380,012.89

YTD BUDGET REPORT - REVENUE MARCH 2026

FUND	ACCOUNT DESCRIPTION	ORIGINAL ESTIM REV	REVISED ESTIM REV	ACTUAL YTD REVENUE	REMAINING REVENUE
1110	1110 GENERAL FUND	19,608,275	19,608,275	5,740,786.41	13,867,489
2101	2101 INCOME TAX - PUBLIC SAFETY FUND	3,474,500	3,474,500	775,937.76	2,698,562
2210	2210 STREET FUND	2,281,100	2,281,100	421,241.10	1,859,859
2310	2310 FIRE - 1989 LEVY FUND	6,544,010	6,544,010	1,605,989.33	4,938,021
2370	2370 ONEOHIO OPIOID SETTLEMENT FUND	65,000	65,000	0.00	65,000
2410	2410 POLICE LAW ENFORCEMENT FUND	5,259,525	5,259,525	1,254,562.31	4,004,963
2600	2600 TIF FUNDS	5,049,103	5,049,103	0	5,049,103
2700	2700 RID FUNDS	6,581,425	6,581,425	0	6,581,425
3101	3101 INCOME TAX - CAPITAL PROJECT FUND	1,494,900	1,494,900	332,544.75	1,162,355
6110	6110 WATER FUND	4,439,600	4,439,600	1,142,394.26	3,297,206
6120	6120 WATER CAPITAL IMPROVEMENT FUND	412,000	632,000	74,521.10	557,479
6210	6210 SEWER FUND	1,330,100	1,330,100	338,721.50	991,379
6310	6310 STORM WATER FUND	832,500	832,500	219,349.81	613,150
6410	6410 GARBAGE FUND	1,301,100	1,301,100	344,475.39	956,625
TOTALS		58,673,138	58,893,138	12,250,524	46,642,614

YTD BUDGET REPORT - EXPENSE MARCH 2026

FUND	ACCOUNT DESCRIPTION	ORIGINAL APPROP	REVISED BUDGET	YTD EXPENDED	ENCUMBRANCES	AVAILABLE BUDGET
1110	1110 GENERAL FUND	21,540,147	21,540,147	5,343,468.94	1,498,468.46	14,698,210
2101	2101 INCOME TAX - PUBLIC SAFETY FUND	3,550,000	3,550,000	0.00	0.00	3,550,000
2210	2210 STREET FUND	3,074,505	3,074,505	587,970.32	229,147.73	2,257,387
2310	2310 FIRE - 1989 LEVY FUND	6,655,180	6,655,180	1,904,875.29	170,682.11	4,579,623
2410	2410 POLICE LAW ENFORCEMENT FUND	5,270,575	5,270,575	1,519,990.37	177,681.36	3,572,903
2600	2600 TIF FUNDS	3,913,261	3,913,261	0	0	3,913,261
2700	2700 RID FUNDS	7,414,637	7,414,637	0	0	7,414,637
3101	3101 INCOME TAX - CAPITAL PROJECT FUND	1,470,318	1,949,168	404,960.76	429,467.30	1,114,740
6110	6110 WATER FUND	4,757,085	4,957,085	771,278.10	142,189.36	4,043,618
6120	6120 WATER CAPITAL IMPROVEMENT FUND	500,000	1,115,000	23,579.13	0.00	1,091,421
6210	6210 SEWER FUND	1,435,175	1,435,175	334,012.46	18,621.64	1,082,541
6310	6310 STORM WATER FUND	1,168,330	1,168,330	23,574.36	14,535.15	1,130,220
6410	6410 GARBAGE FUND	1,296,135	1,296,135	302,047.16	13,035.15	981,053
TOTALS		62,045,348	63,339,198	11,215,757	2,693,828	49,429,613

Checks over \$15,000 March 2026		
NAME	INVOICE NET	INVOICE DESCRIPTION
AXON ENTERPRISE INC.	22,683.03	ANNUAL MAINTENANCE FOR FLEET CAMERAS
B&N-KZF JOINT VENTURE LLC	27,775.00	CRITERIA ARCHITECT - NEW PW BUILDING
B&N-KZF JOINT VENTURE LLC	16,775.00	CRITERIA ARCHITECT-NEW PW BLDG & FD STATION 62
BUTLER COUNTY WATER & SEWER DEPT	124,311.21	ACCT # 3048687-2055515
BUTLER COUNTY WATER & SEWER DEPT	108,442.57	FEBRUARY 2026 WASTE WATER
BUTLER COUNTY WATER & SEWER DEPT	123,631.21	ACCT # 3048687-2055515
CDW GOVERNMENT, INC	15,392.24	REPLACEMENT COMPUTERS/HARDWARE
CENTRALSQUARE TECHNOLOGIES	26,804.70	CENTRAL SQUARE CAD/ RMS NEW
CENTRALSQUARE TECHNOLOGIES	140,232.02	ANNUAL SUBSCRIPTION FEE FOR CENTRAL SQUARE
DUNROBIN ASSOCIATES LLC.	21,908.93	ROW ACQUISITION SERVICES
FBT GIBBONS LLP	28,807.50	LEGAL-HR
KLEINGERS & ASSOCIATES INC	21,295.00	ENG SERVICES FOR GATEWAY & BUTLER WARREN
PUBLIC ENTITIES POOL OF OHIO	51,039.75	2026 PROPERTY AND LIABILITY INSURANCE
ROOFCONNECT LOGISTICS, INC.	79,494.97	POLICE STATION/STRIP CENTER ROOF REPAIR
RUMPKE OF OHIO, INC	94,859.44	CUSTOMER # 6300108176
WEX INC	20,402.38	FUEL FOR FEBRUARY 2026
WOOLPERT, INC.	60,702.10	PROFESSIONAL AGREEMENT FOR DEVELOPMENT SS4A PLAN

ANNUAL INCOME TAX COLLECTIONS

	2026					2025					2024			
	Individual	Business	Withholding	TOTAL		Individual	Business	Withholding	TOTAL		Individual	Business	Withholding	TOTAL
January	179,572	107,393	1,362,658	1,649,623	January	146,866	236,453	1,599,146	1,982,466	January	147,219	54,816	1,475,751	1,677,785
February	130,204	62,907	1,318,656	1,511,767	February	93,221	203,135	1,222,821	1,519,177	February	68,286	110,198	1,074,553	1,253,037
March	190,023	54,388	1,081,225	1,325,637	March	185,262	119,042	1,141,137	1,445,441	March	134,551	129,921	1,077,321	1,341,793
TOTAL 1st QTR	499,800	224,688	3,762,539	4,487,027	TOTAL 1st QTR	425,350	558,630	3,963,104	4,947,084	TOTAL 1st QTR	350,056	294,934	3,627,625	4,272,615
<i>Increase</i>	<i>74,450</i>	<i>(333,942)</i>	<i>(200,565)</i>	<i>(460,057)</i>	<i>Increase</i>	<i>75,294</i>	<i>263,696</i>	<i>335,479</i>	<i>674,469</i>					
<i>(Decrease)</i>	<i>17.5%</i>	<i>-59.8%</i>	<i>-5.1%</i>	<i>-9.3%</i>	<i>(Decrease)</i>	<i>21.5%</i>	<i>89.4%</i>	<i>9.2%</i>	<i>15.8%</i>					

City of PIQUA

2026 ANNUAL RATE SURVEY WATER COST

Rates are based on 22,500 gallons or 3,000 cubic feet of water in a three-month period.

HIGH: \$433.65

LOW: \$72.00

AVERAGE: \$172.15

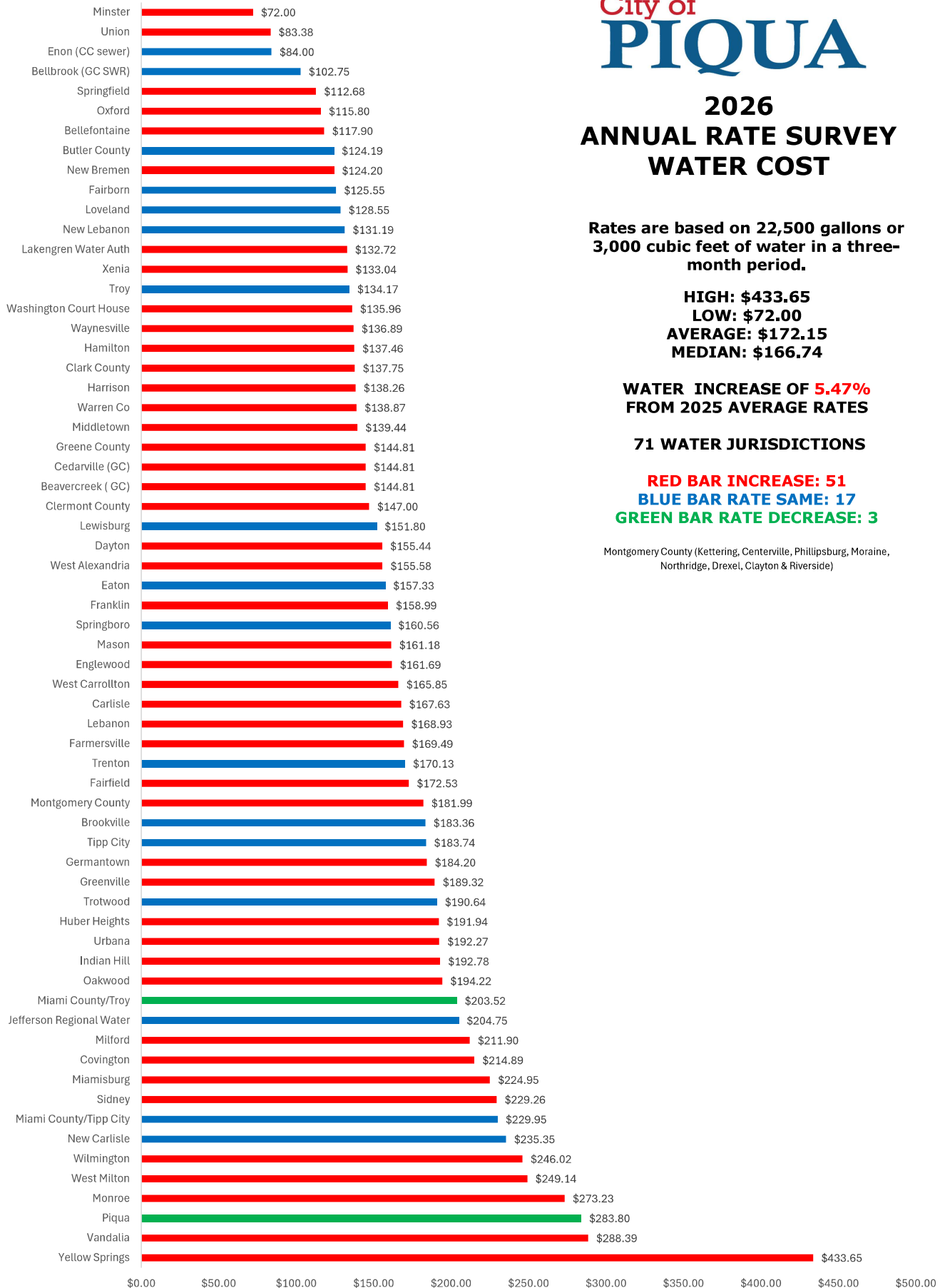
MEDIAN: \$166.74

WATER INCREASE OF 5.47% FROM 2025 AVERAGE RATES

71 WATER JURISDICTIONS

RED BAR INCREASE: 51
BLUE BAR RATE SAME: 17
GREEN BAR RATE DECREASE: 3

Montgomery County (Kettering, Centerville, Phillipsburg, Moraine, Northridge, Drexel, Clayton & Riverside)





2026 ANNUAL RATE SURVEY SEWER COST

Rates are based on 22,500 gallons or 3,000 cubic feet of water in a three-month period.

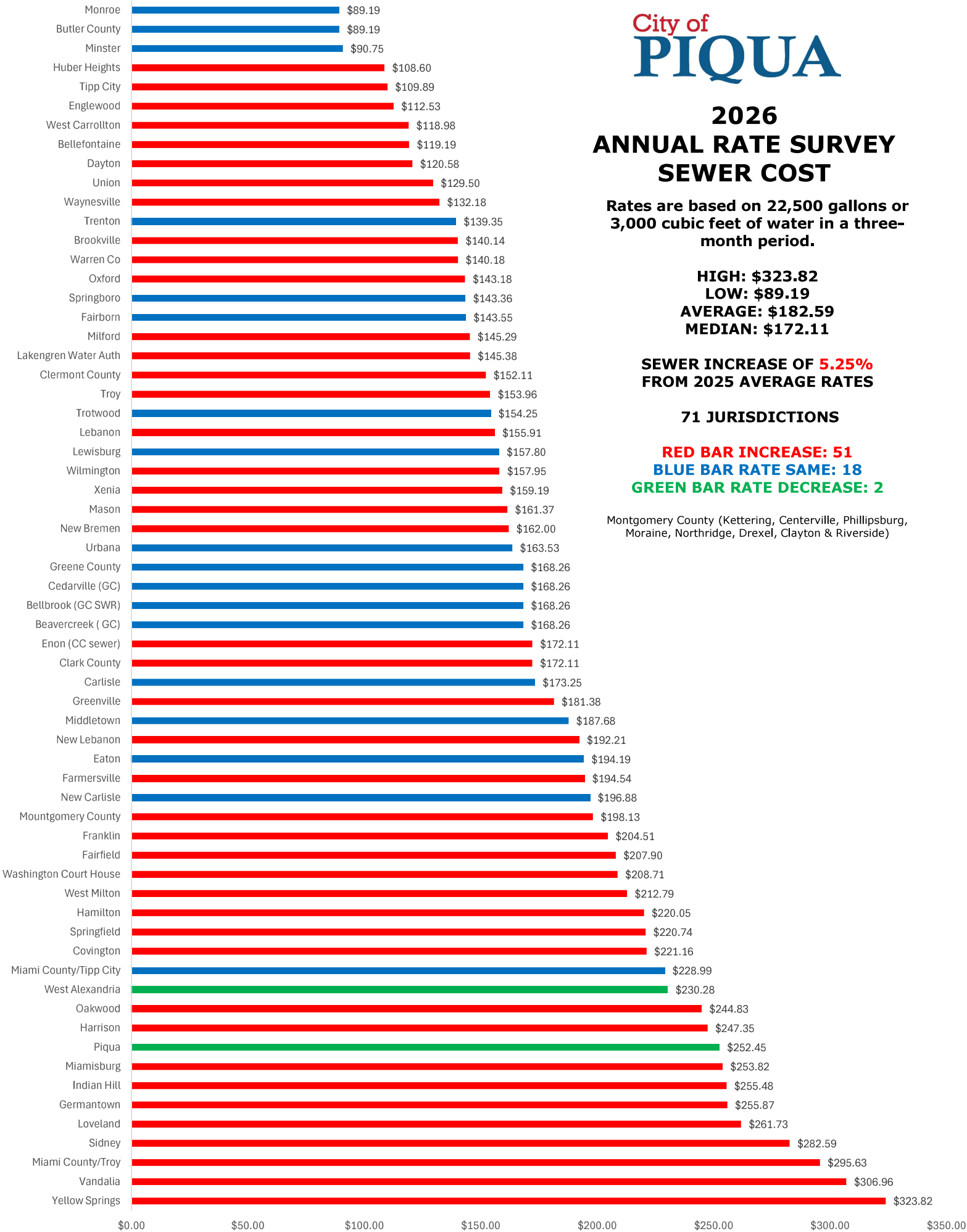
HIGH: \$323.82
LOW: \$89.19
AVERAGE: \$182.59
MEDIAN: \$172.11

SEWER INCREASE OF 5.25% FROM 2025 AVERAGE RATES

71 JURISDICTIONS

RED BAR INCREASE: 51
BLUE BAR RATE SAME: 18
GREEN BAR RATE DECREASE: 2

Montgomery County (Kettering, Centerville, Phillipsburg, Moraine, Northridge, Drexel, Clayton & Riverside)





2026 ANNUAL RATE SURVEY COMBINED WATER & SEWER COSTS

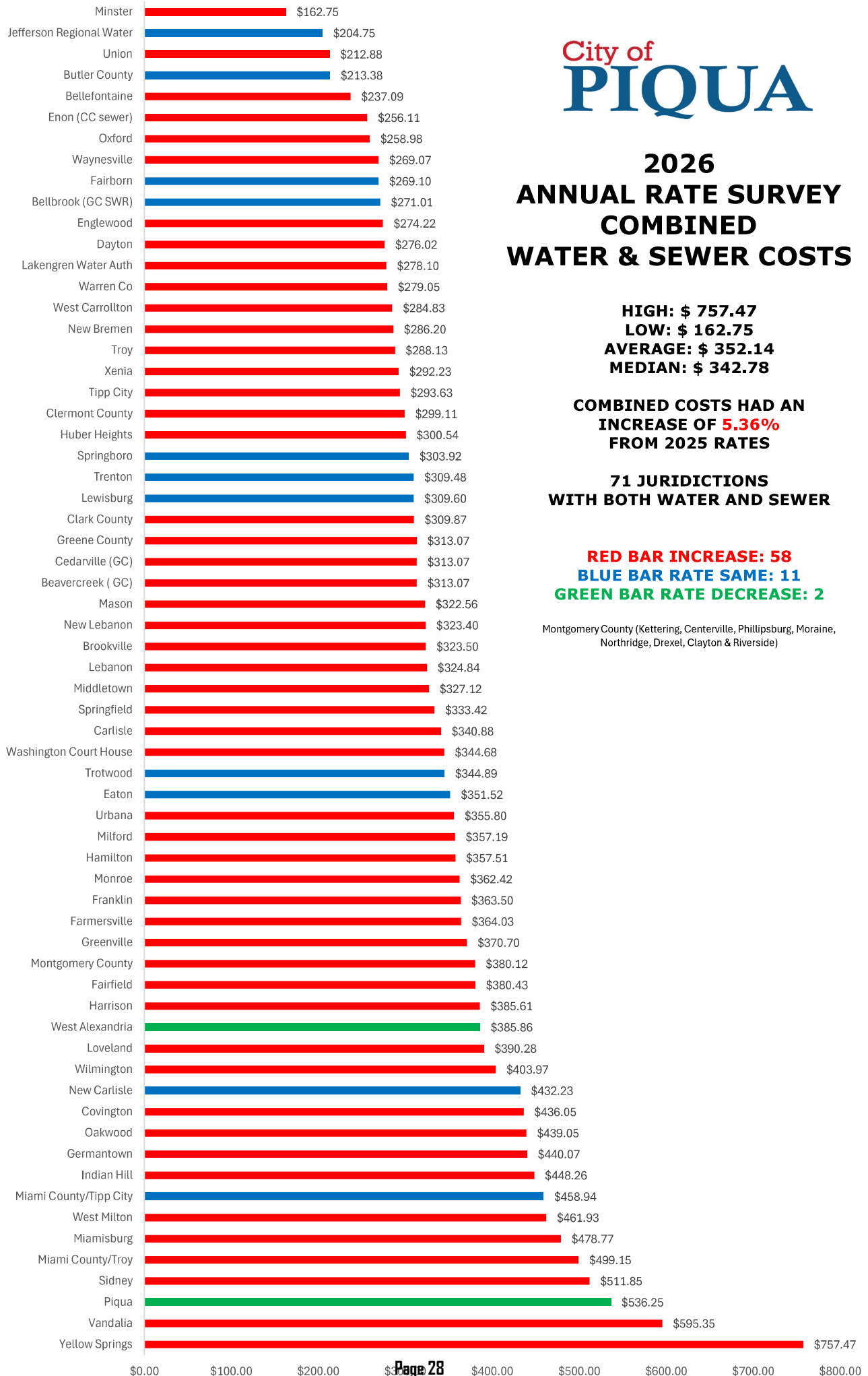
HIGH: \$ 757.47
LOW: \$ 162.75
AVERAGE: \$ 352.14
MEDIAN: \$ 342.78

**COMBINED COSTS HAD AN
 INCREASE OF 5.36%
 FROM 2025 RATES**

**71 JURISDICTIONS
 WITH BOTH WATER AND SEWER**

RED BAR INCREASE: 58
BLUE BAR RATE SAME: 11
GREEN BAR RATE DECREASE: 2

Montgomery County (Kettering, Centerville, Phillipsburg, Moraine, Northridge, Drexel, Clayton & Riverside)



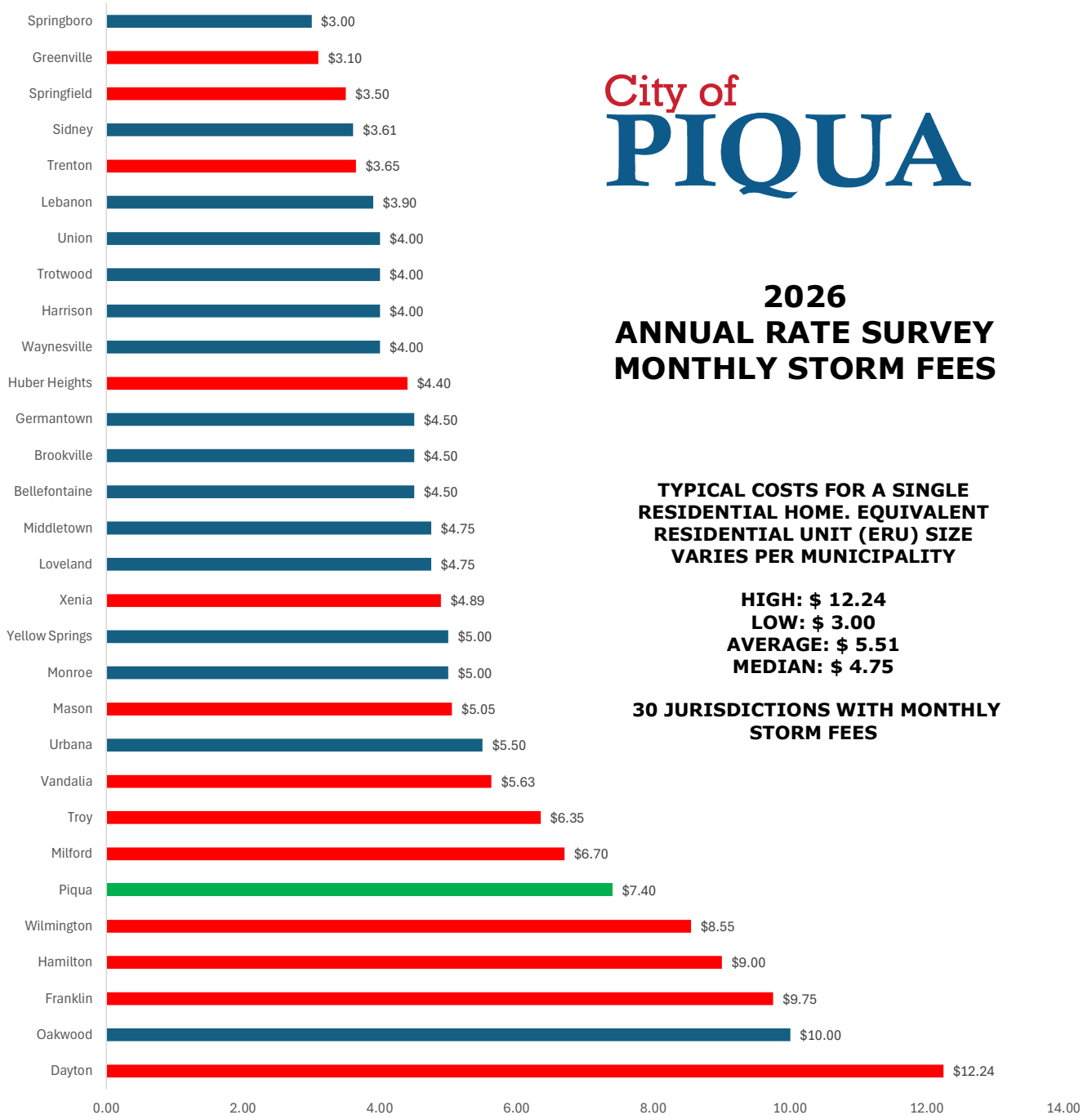
City of PIQUA

2026 ANNUAL RATE SURVEY MONTHLY STORM FEES

TYPICAL COSTS FOR A SINGLE RESIDENTIAL HOME. EQUIVALENT RESIDENTIAL UNIT (ERU) SIZE VARIES PER MUNICIPALITY

**HIGH: \$ 12.24
LOW: \$ 3.00
AVERAGE: \$ 5.51
MEDIAN: \$ 4.75**

30 JURISDICTIONS WITH MONTHLY STORM FEES



Municipality	Water Only 2026 Cost / Thousand Gallons (Minimum)	Water Only 2026 Cost / Thousand Gallons (Avg. 7,500 Gallons)	Total Bill (Water/Sewer/Trash/Storm/et c) Minimum	Total Bill (Water/Sewer/Trash/Storm/et c) Avg. 7,500 Gallons
City of Oxford	\$9.80	\$38.67	\$32.00	\$104.69
City of Springboro	\$13.00	\$55.08	\$67.50	\$123.68
City of Middletown	\$15.53	\$40.47	\$63.78	\$128.92
City of Trenton	\$21.95	\$56.71	\$72.06	\$134.82
City of South Lebanon	\$33.99	\$61.08	\$93.02	\$132.62
City of Mason	\$20.36	\$53.86	\$63.80	\$133.83
City of Lebanon	\$21.71	\$56.31	\$70.05	\$134.75
City of Carlisle	\$14.90	\$55.88	\$71.39	\$139.32
City of Monroe	\$7.85	\$91.08	\$45.23	\$150.01
City of Franklin	\$17.47	\$52.60	\$76.95	\$157.34
City of Hamilton	\$15.72	\$49.79	\$64.69	\$158.18
City of Loveland	\$14.61	\$48.86	\$93.92	\$158.80
City of Miamisburg	\$21.71	\$74.05	\$69.30	\$175.67
Avg. of all other cities Current (2026) Rates (or most recent if 2026 unknown)	\$18.40	\$53.61	\$69.87	\$140.22

Municipality	Water Only 2026 Cost / Thousand Gallons (Minimum)	Water Only 2026 Cost / Thousand Gallons (Avg. 6,000 Gallons)	Total Bill (Water/Sewer/Trash/Storm/et c) Minimum	Total Bill (Water/Sewer/Trash/Storm/et c) Avg. 6,000 Gallons
City of Oxford	\$9.80	\$32.90	\$32.00	\$90.15
City of Middletown	\$15.53	\$33.35	\$63.78	\$110.97
City of Springboro	\$13.00	\$46.66	\$67.50	\$112.44
City of Lebanon	\$21.71	\$45.93	\$70.05	\$115.34
City of Mason	\$20.36	\$45.49	\$63.80	\$116.33
City of Carlisle	\$14.90	\$44.70	\$71.39	\$116.59
City of Trenton	\$21.95	\$47.23	\$72.06	\$117.70
City of South Lebanon	\$33.99	\$52.05	\$93.02	\$119.42
City of Monroe	\$7.85	\$75.16	\$45.23	\$129.05
City of Franklin	\$17.47	\$42.08	\$76.95	\$133.27
City of Hamilton	\$15.72	\$43.75	\$64.69	\$139.48
City of Loveland	\$14.61	\$42.85	\$93.92	\$144.21
City of Miamisburg	\$21.71	\$59.12	\$69.30	\$145.32
Avg. of all other cities <i>Current (2026) Rates (or most recent if 2026 unknown)</i>	\$18.40	\$44.68	\$69.87	\$121.77

Municipality	Water Only 2026 Cost / Thousand Gallons (Minimum)	Water Only 2026 Cost / Thousand Gallons (Avg. 5,000 Gallons)	Total Bill (Water/Sewer/Trash/Storm/et c) Minimum	Total Bill (Water/Sewer/Trash/Storm/et c) Avg. 5,000 Gallons
City of Oxford	\$9.80	\$29.05	\$32.00	\$80.46
City of Middletown	\$15.53	\$28.61	\$63.78	\$99.01
City of Springboro	\$13.00	\$41.05	\$67.50	\$104.95
City of Lebanon	\$21.71	\$39.01	\$70.05	\$102.40
City of Mason	\$20.36	\$39.91	\$63.80	\$104.67
City of Carlisle	\$14.90	\$37.25	\$71.39	\$101.44
City of Trenton	\$21.95	\$40.91	\$72.06	\$106.29
City of South Lebanon	\$33.99	\$46.03	\$93.02	\$110.62
City of Monroe	\$7.85	\$64.55	\$45.23	\$115.08
City of Franklin	\$17.47	\$35.07	\$76.95	\$117.22
City of Hamilton	\$15.72	\$39.73	\$64.69	\$127.02
City of Loveland	\$14.61	\$34.21	\$93.92	\$127.18
City of Miamisburg	\$21.71	\$49.16	\$69.30	\$125.08
Avg. of all other cities <i>Current (2026) Rates (or most recent if 2026 unknown)</i>	\$18.40	\$38.33	\$69.87	\$108.86