



**Finance Committee of Council Agenda
August 22, 2023 - 5:30 PM
233 South Main Street, Monroe, Ohio**

1. July 2023 Financial Report
2. Council Approval of Expenditures
3. Discussion, questions, and requests for future meetings.
4. Adjournment

CITY OF MONROE

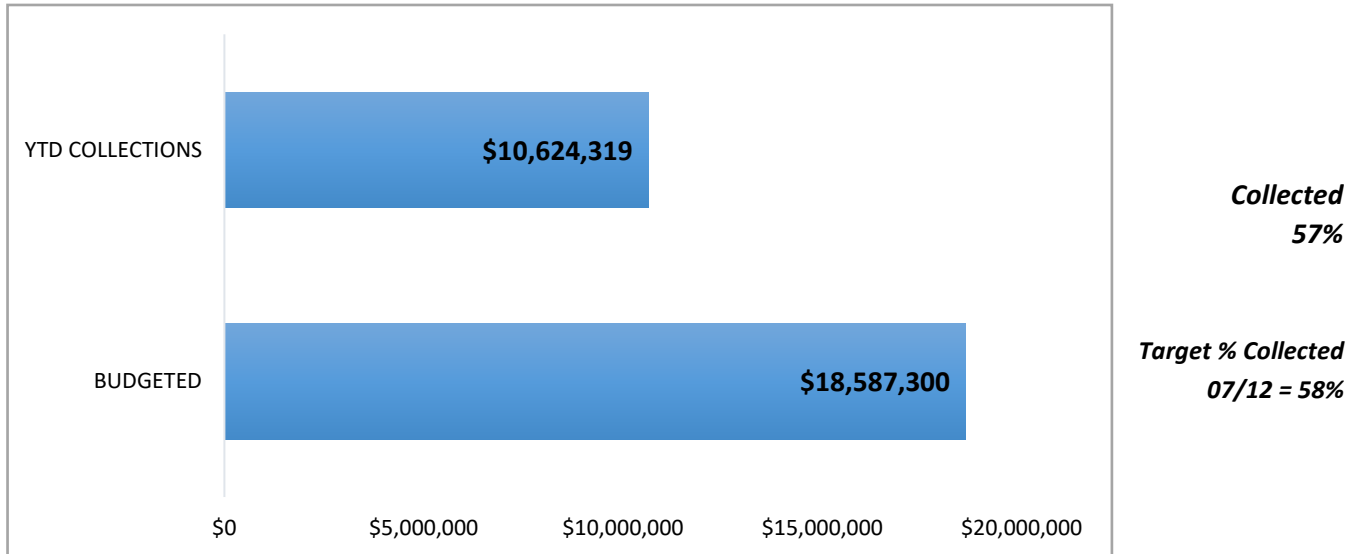
FINANCIAL REPORTS

FOR THE PERIOD ENDING

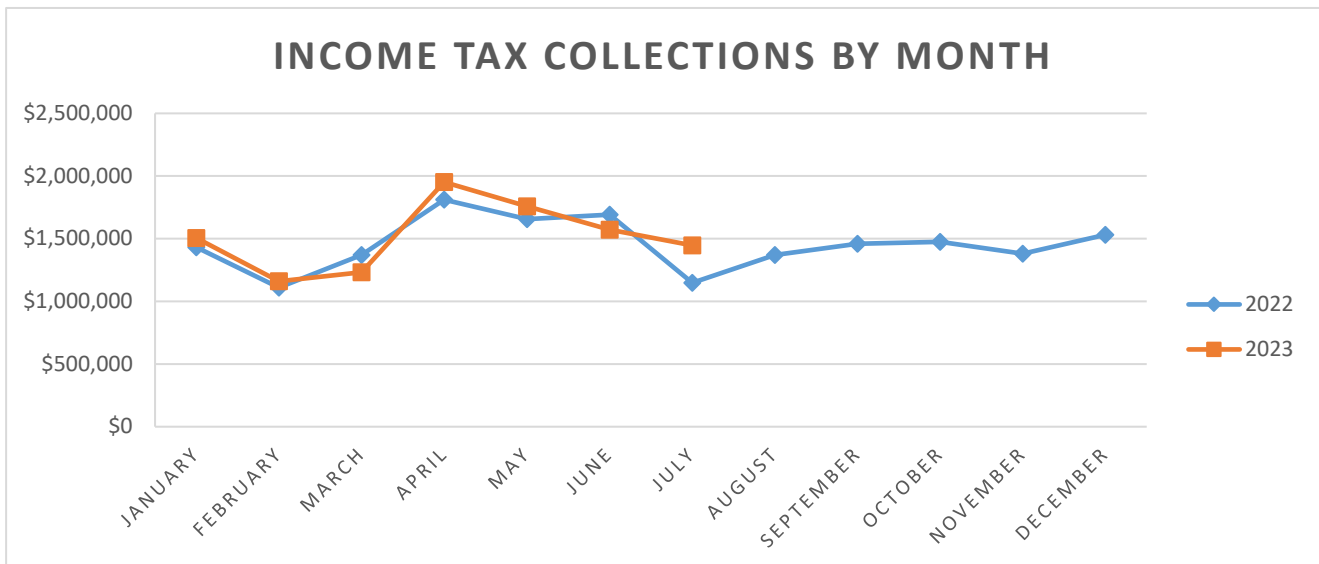
July 31, 2023

MUNICIPAL INCOME TAX MONTHLY REPORT JULY 2023

As of the end of July, we have collected (YTD) \$10,624,319 in income tax dollars.
This equals to approximately 57% of the budget estimate.

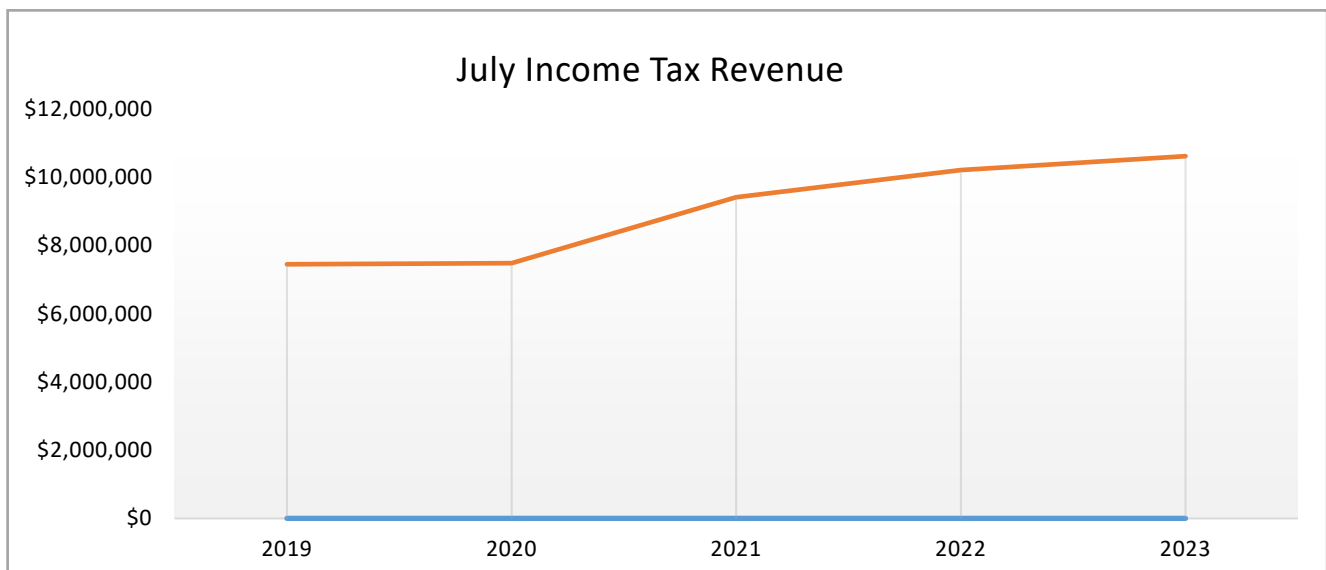


July income tax collections were **26% higher** in 2023 than at the same time last year. Overall, the City has collected a **difference of \$404,252** in 2023 than at the same time last year.



HISTORICAL COLLECTION OF TAX REVENUE OVER 5 YEARS

Over the last five years, income tax revenue in July has steadily increased.



City of Monroe
Statement of Cash Position
As of 7/2023

Fund	Fund Description	Beg Balance	YTD Receipts	YTD Expenses	Unexpended Balance
1110	GENERAL FUND	6,724,180.11	9,729,340.80	13,523,648.96	2,929,871.95
2101	INCOME TAX - PUBLIC SAFETY	757,961.88	1,856,240.10	113,000.00	2,501,201.98
2210	STREET FUND	1,676,779.93	727,470.24	1,314,568.65	1,089,681.52
2220	STATE HIGHWAY FUND	230,563.10	55,409.53	97,906.47	188,066.16
2230	MOTOR VEHICLE LICENSE TAX FUND	170,636.28	0.00	124,076.17	46,560.11
2310	FIRE - 1989 LEVY FUND	892,073.73	3,195,617.26	3,999,287.79	88,403.20
2320	FIRE - 2005 LEVY FUND	1,010.27	0.00	0.00	1,010.27
2330	FEMA FUND	8,615.41	0.00	221.46	8,393.95
2340	DEPT OF PUBLIC SAFETY GRANT	0.00	766.38	0.00	766.38
2360	AMERICAN RESCUE PLAN ACT FUND	1,473,947.04	0.00	22,189.50	1,451,757.54
2370	ONEOHIO OPIOID SETTLEMENT FUND	10,357.03	32,660.75	0.00	43,017.78
2410	POLICE LAW ENFORCEMENT FUND	444,105.53	3,050,418.28	3,406,677.95	87,845.86
2420	DARE GRANT FUND	7,554.15	2,980.38	0.00	10,534.53
2430	ENFORCEMENT AND EDUCATION FUND	4,973.34	446.00	0.00	5,419.34
2440	FEDERAL ASSET FORFEITURE FUND	13,735.42	0.00	0.00	13,735.42
2450	OHIO PEACE OFFICER TRAINING	38,628.96	0.00	0.00	38,628.96
2510	COURT TECHNOLOGY IMPROVEMENT	3,724.52	7,259.00	5,399.83	5,583.69
2621	MONROE CROSSINGS (C1)	731.44	1,273.93	861.01	1,144.36
2622	PARK 63/SUMMIT (C2)	186,677.09	112,876.54	76,289.85	223,263.78
2623	MONROE COMMERCE CENTER (C3)	885,704.99	572,702.16	387,072.13	1,071,335.02
2626	MIAMI VALLEY INDUSTRIAL (C6)	156,428.99	121,857.25	118,735.82	159,550.42
2627	YANKEE ROAD (C7)	7,395.58	12,881.18	8,706.00	11,570.76
2628	BERNS/DOUGLAS (C8)	18,053.75	10,795.92	7,293.10	21,556.57
2629	FRICK GREENTREE (C9)	159.15	281.81	190.37	250.59
2630	OSBOURNE (C10)	65.57	107.82	72.84	100.55
2631	SATELLITE FARMS (C11)	76,937.14	65,026.27	43,928.00	98,035.41
2632	CORRIDOR 75/MILLEN (C12)	0.00	54.50	36.84	17.66
2633	CORRIDOR 75 #1 (C13)	644,287.20	511,226.25	511,226.25	644,287.20
2634	CORRIDOR 75 #2 (C14)	1,307.00	63,241.28	62,225.60	2,322.68
2721	ARBOR ACRES (R1)	0.00	51,206.15	36,648.68	14,557.47
2722	HERITAGE GREEN (R2)	92,945.73	162,171.33	116,158.92	138,958.14
2723	WYANDOT WOODS (R3)	823,606.16	481,021.07	431,568.48	873,058.75
2724	GILMAR MEADOWS (R4)	31,698.67	67,100.35	48,042.73	50,756.29
2725	MT PLEASANT (R5)	30,805.43	60,524.22	43,317.70	48,011.95
2726	BRITTONY WOODS (R6)	278,184.48	309,338.48	221,605.01	365,917.95
2727	TODD'S GLEN RESERVE (R7)	38,875.73	80,501.10	57,615.33	61,761.50
2728	MAJESTIC OAKS (R8)	529.70	1,066.25	763.13	832.82
2729	TRIMBLE FARM (R9)	22,967.83	47,264.89	33,827.89	36,404.83
2732	MONROE CROSSINGS #1 (R12)	576,905.90	428,701.76	306,825.51	698,782.15
2733	MONROE CROSSINGS #2 (R13)	423,920.58	264,557.50	192,259.00	496,219.08

Fund	Fund Description	Beg Balance	YTD Receipts	YTD Expenses	Unexpended Balance
2734	MONROE CROSSINGS #3 (R14)	417,221.68	235,416.74	165,659.25	486,979.17
2735	RESERVES OF MONROE XINGS (R15)	206,734.69	202,765.00	145,120.64	264,379.05
3101	INCOME TAX - CAPITAL PROJECTS	1,912,831.78	795,531.45	5,142.20	2,703,221.03
3110	PARK IMPROVEMENT FUND	727,442.93	11,642.22	336,959.04	402,126.11
3120	CAPITAL IMPROVEMENT FUND	3,216,943.34	102,773.06	411,822.36	2,907,894.04
3620	CPO TIF - CAPITAL FUND	24,880.23	0.00	0.00	24,880.23
4110	G.O. BOND RETIREMENT FUND	354,506.30	0.00	79,018.40	275,487.90
4210	WATER BOND RETIREMENT FUND	240,658.69	0.00	21,384.00	219,274.69
4310	S.A. BOND RETIREMENT FUND	614.68	667,143.37	667,143.37	614.68
4410	INCOME TAX BOND RETIREMENT FUN	339,606.68	0.00	186,931.25	152,675.43
4610	CORRIDOR 75 PARK LTD TIF FUND	126,651.27	0.00	0.00	126,651.27
5110	S.A. STREET LIGHTING FUND	6,177.00	2.75	3,468.58	2,711.17
6110	WATER FUND	1,130,835.00	1,990,562.26	1,833,222.04	1,288,175.22
6115	WATER GUARANTEE DEPOSIT	46,775.00	3,550.00	0.00	50,325.00
6120	WATER CAPITAL IMPROVEMENTS	639,755.76	548,467.53	1,182,092.65	6,130.64
6125	WATER METER& READ SYSTEM REPL	444,963.00	133,055.56	42,111.87	535,906.69
6210	SEWER FUND	37,985.94	728,289.11	753,716.08	12,558.97
6310	STORM WATER FUND	678,414.70	207,763.61	600,484.88	285,693.43
6315	STORMWATER DEPOSIT FUND	553,925.75	32,500.00	0.00	586,425.75
6410	GARBAGE FUND	206,296.61	721,707.31	664,467.90	263,536.02
6510	CEMETERY FUND	136,445.88	36,587.17	63,188.96	109,844.09
6610	STREET LIGHTING UTILITY	77,812.87	56,846.14	32,310.30	102,348.71
7100	CEMETERY MAINTENANCE TRUST	67,623.09	1,966.09	0.00	69,589.18
7110	MOUND CEMETERY TRUST FUND	70,637.27	1,960.02	0.00	72,597.29
7120	LONG STREET TRUST FUND	2,546.78	1,827.52	0.00	4,374.30
7310	FIRE HISTORIC PRESERVATION FUN	1,470.54	0.00	0.00	1,470.54
7320	FIRE LOSS SECURITY FUND	21,371.33	0.00	0.00	21,371.33
7410	DRUG LAW ENFORCEMENT TRUST	87,308.74	17,422.14	9,800.76	94,930.12
		28,535,472.34	28,582,165.78	32,516,291.50	24,601,346.62

YTD BUDGET REPORT - REVENUE JULY 2023

FUND	ACCOUNT DESCRIPTION	ORIGINAL ESTIM REV	REVISED ESTIM REV	ACTUAL YTD REVENUE	REMAINING REVENUE
1110	1110 GENERAL FUND	17,558,041	17,558,041	9,729,340.80	7,828,700
2101	2101 INCOME TAX - PUBLIC SAFETY	3,180,000	3,180,000	1,856,240.10	1,323,760
2210	2210 STREET FUND	2,282,750	2,282,750	727,470.24	1,555,280
2310	2310 FIRE - 1989 LEVY FUND	4,803,169	4,803,169	3,195,617.26	1,607,552
2370	2370 ONEOHIO OPIOID SETTLEMENT	10,564	10,564	32,660.75	-22,097
2410	2410 POLICE LAW ENFORCEMENT FUND	3,652,872	3,652,872	3,050,418.28	602,454
2600	2600 TIF FUNDS	3,593,065	3,593,065	1,472,325	2,120,740
2700	2700 RID FUNDS	4,187,576	4,187,576	2,391,635	1,795,941
6110	6110 WATER FUND	2,795,514	2,795,514	1,990,762.26	804,752
6120	6120 WATER CAPITAL IMPROVEMENT	711,576	711,576	548,467.53	163,108
6210	6210 SEWER FUND	1,085,930	1,085,930	728,289.11	357,641
6310	6310 STORM WATER FUND	1,044,027	1,044,027	207,763.61	836,263
6410	6410 GARBAGE FUND	1,174,065	1,174,065	721,707.31	452,358
	TOTALS	46,079,149	46,079,149	26,652,697	19,426,452

YTD BUDGET REPORT - EXPENSE JULY 2023

FUND	ACCOUNT DESCRIPTION	ORIGINAL APPROP	REVISED BUDGET	YTD EXPENDED	ENCUMBRANCES	AVAILABLE BUDGET
1110	1110 GENERAL FUND	18,986,643	19,042,361	12,791,382.82	768,085.21	5,482,893
2101	2101 INCOME TAX - PUBLIC SAFETY	2,748,700	3,037,700	113,000.00	0.00	2,924,700
2210	2210 STREET FUND	3,109,492	3,115,790	1,116,119.34	92,200.32	1,907,470
2310	2310 FIRE - 1989 LEVY FUND	6,098,551	6,150,551	3,850,315.54	176,140.06	2,124,095
2360	2360 AMERICAN RESCUE PLAN ACT	855,000	855,000	22,189.50	745.00	832,066
2410	2410 POLICE LAW ENFORCEMENT FUND	4,513,517	4,802,517	3,286,192.23	180,535.20	1,335,790
2600	2600 TIF FUNDS	3,364,860	3,364,860	1,180,523	0	2,184,337
2700	2700 RID FUNDS	5,405,032	5,405,032	1,712,145	0	3,692,887
6110	6110 WATER FUND	3,541,118	3,541,118	1,814,791.96	44,843.90	1,681,482
6120	6120 WATER CAPITAL IMPROVEMENT	1,392,538	1,392,538	891,662.33	156,250.17	344,626
6210	6210 SEWER FUND	1,306,181	1,306,181	762,418.62	0.00	543,762
6310	6310 STORM WATER FUND	1,337,732	1,337,732	149,691.24	560,887.54	627,153
6410	6410 GARBAGE FUND	1,203,457	1,203,457	671,040.62	0.00	532,416
TOTALS		53,862,821	54,554,837	28,361,472	1,979,687	24,213,678

Checks over \$15,000 July 2023

NAME	INVOICE NET	INVOICE DESCRIPTION
BUTLER COUNTY WATER & SEWER DEPT	129,088.01	ACCT # 3048687-2055515
BUTLER COUNTY WATER & SEWER DEPT	97,217.74	JUNE 2023 WASTE WATER
CIVICPLUS, LLC	15,715.51	balance for audio eye/mobile app/website
KENDIG KEAST COLLABORATIVE	26,194.19	PLANNING AND ZONING CODE UPDATE
MAJORS ENTERPRISE INC	72,129.10	MASON ROAD WATER MAIN REPLACEMENT
RUMPKE OF OHIO, INC	88,133.69	CUSTOMER # 6300108176
SITE WORX LLC	25,391.50	TODHUNTER WATER MAIN EXTENSION
TURTLECREEK TOWNSHIP TRUSTEES	36,991.79	JEDD REVENUE SPLIT - 2023 QTR. 2
TYLER TECHNOLOGIES, INC	93,208.00	WORK ORDERS ANNUAL SUPPORT & LICENSING
WEX INC	24,801.28	FUEL FOR JUNE 2023

Council Approval of Expenditures Follow-Up

FY 2024-2025 State Operating Budget

The fiscal year 2024-2025 State Operating Budget includes an increase to competitive bidding thresholds from \$50,000 to \$75,000, with the threshold increasing 3% annually. Section 10.04 of the City's codified ordinances includes language that states the City will follow the amounts specified by the laws of the State of Ohio, therefore no adjustment to current legislation or policies is necessary.

City of Monroe Purchasing Policies and Procedures

The City of Monroe Purchasing Policies and Procedures currently requires Council approval for any purchases greater than or equal to \$15,000, excluding utilities, fuel, employee benefits, debt payments, postage, and refunds/reimbursements.

All purchases greater than or equal to \$25,000 require certification from the Auditor of State findings for recovery database per ORC Chapter 9.24.

The City's threshold was increased from \$10,000 to \$15,000 in 2016.

Expenditures between \$15,000 and \$25,000

As discussed at the July 25, 2023 Finance Committee meeting, below are the expenditures between the current threshold of \$15,000 and the suggested potential threshold of \$25,000.

2022		
AMOUNT	DETAIL	LEGISLATION
20,788	1.75" FIRE HOSE REPLACEMENT	Consideration of Motion - 11/23/21
21,236	CAMERA UPDATES FOR THE PD	Consideration of Motion - 9/14/21
17,500	PURCHASE OF RIGHT-OF-WAY	Emergency ORD. 2021-53A
18,531	TRAILER FOR PUBLIC WORKS	Consideration of Motion - 11/9/21
19,257	TORO CONCRETE BUGGY ADDITIONAL	Consideration of Motion - 10/26/21
16,800	LAWTON AVE CULVERT LINING	Consideration of Motion - 2/8/22
23,822	LANDSCAPING AT POLICE FACILITY	Consideration of Motion - 9/14/21
23,050	REMODEL OF 1000 HOLMAN AVENUE	Consideration of Motion - 11/9/21

2023		
AMOUNT	DETAIL	LEGISLATION
20,156	PARAMEDIC SCHOOL TUITION	Consideration of Motion - 2/14/23
18,055	NEW SPEED TRAILER WITH ACCESS	Consideration of Motion - 4/11/23
22,000	PAVEMENT CONDITION RATING	RES 07-2023
23,600	LAND ACQUISITION CULVERT TODHUNTER	RES 14-2023
16,000	ENGINEERING FIRE STATION CONCRETE	RES 32-2023
15,000	PARAMEDIC SCHOOL TUITION	Consideration of Motion - 6/13/23