



**Finance Committee of Council Agenda  
January 28, 2025 - 5:30 PM  
233 South Main Street, Monroe, Ohio**

---

1. Approval of the Finance Committee Minutes of October 22, 2024.
2. 4th Quarter 2024 Financial Reports
3. Tax Form Discussion
4. Discussion, questions, and requests for future meetings.
5. Adjournment



**Finance Committee of Council  
October 22, 2024 – 5:30 p.m.  
233 South Main Street, Monroe, Ohio**

The Finance Committee of Council met at 5:36 p.m. on October 22, 2024, in the Council Library located at 233 South Main Street, Monroe, Ohio.

Present were: Tom Hagedorn, Council Member; Ben Wagner, Council Member; Michael Graves, Council Member; Larry Lester, City Manager; Jake Burton, Director of Finance; Angie Carr, Finance Administrator; and Angela S. Wasson, Clerk of Council.

Mr. Wagner moved to approve the July 23, 2024, Finance Committee Minutes; seconded by Mr. Graves. Voice vote. Motion carried.

Reviewing the third-quarter financial reports, Mr. Burton highlighted the following in the September 2024, report:

- a) As of September 30<sup>th</sup>, we are 11.6% higher in income tax collections than we were in September of 2023. That is just over \$1.5 million. This year we are on pace to exceed budget.
- b) On the year-to-date fund balances, the General Fund continues to carry a strong balance both due to the increase in revenue and the expenditures down.
- c) The TIF and RID funds include both first and second half property tax collections. We did not reimburse the schools until October, so those totals do not reflect the second half payments to the school.
- d) We will need a supplemental appropriation at the next meeting due to the TIF and RID revenues coming in higher than what we budgeted.
- e) The only negative fund at the end of September is the Street Light Utility Fund and may require a small General Fund transfer.
- f) The year-to-date revenue report reflects most at 75%, which is what we want, except the Street Fund is only about 44% because that fund includes a \$1.1 million budget transfer from the General Fund. We will only transfer the necessary amount and should be a little less than that figure.
- g) The Water Capital Improvement Fund we have collected just over \$10,000 that is just interest revenue that is posted each month. The \$1.5 million remaining we budgeted a \$650,000 transfer from the Water Fund to the Water Capital Improvement Fund. This also includes \$800,000 that will be reimbursed from the Ohio Water Development Authority loan.
- h) Both fire and police law enforcement will appear to show we have spent more than what we have budgeted but both funds include a negative amount that we will begin transferring.
- i) The business withholding is roughly 70% of our total tax and it is up 8 percent through September. Across the board things are trending well in the income tax collections.



Mr. Burton explained that the street light utility is calculated by taking the total previous year's expenses, divide between the utility accounts, and divide by 12 and come up with a monthly rate. It has been consistent over the last 8 years. Mr. Burton distributed a map reflecting the location of City-owned street lights that the City is responsible for any maintenance costs. We are recommending continuing the calculation of the street light invoices and add an addition 40 cents to that. This would result in a monthly charge of approximately \$2.30. This would generate an additional \$25,000 per year and help offset charges and allow for the maintenance of City-owned street lights. Mr. Burton informed the Committee this is only for ongoing maintenance and not for the larger projects, such as the installation of the street lights on South Main Street. Mr. Burton noted this would appear on the November 12<sup>th</sup> agenda if there were no objections from the Committee.

There were no objections from the Committee to proceed with the recommended increase.

Mr. Burton reported the agreement with Butler County for water has been extended until May of 2025, and it would go to month-to-month if an agreement is not reached by that time.

The Finance Committee meeting adjourned at 6:00 p.m.

Respectfully submitted,

Angela S. Wasson, MMC  
Clerk of Council



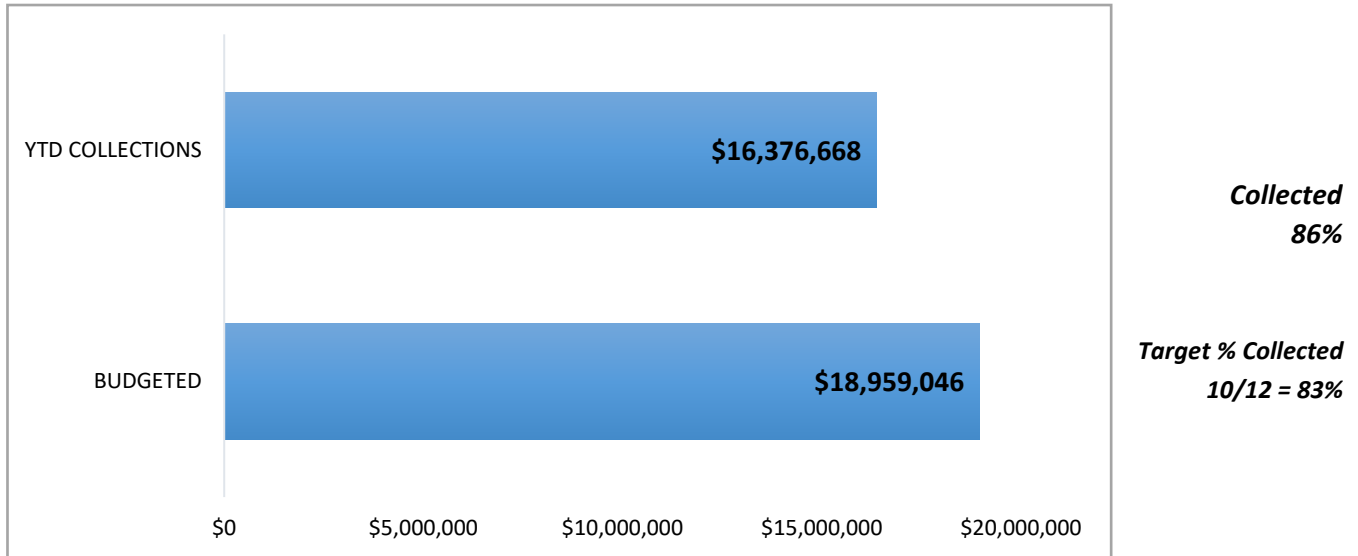
# **FINANCIAL REPORTS**

**FOR THE PERIOD ENDING**

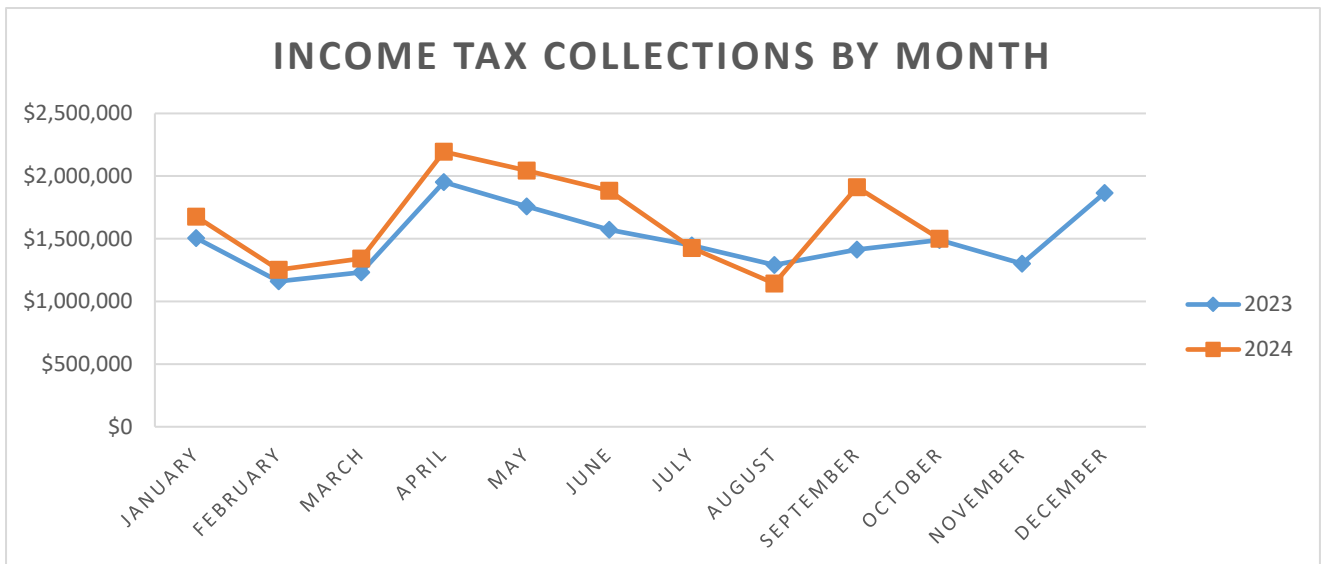
**October 31, 2024**

# MUNICIPAL INCOME TAX MONTHLY REPORT OCTOBER 2024

As of the end of October, we have collected (YTD) \$16,376,668 in income tax dollars.  
This equals to approximately 86% of the budget estimate.

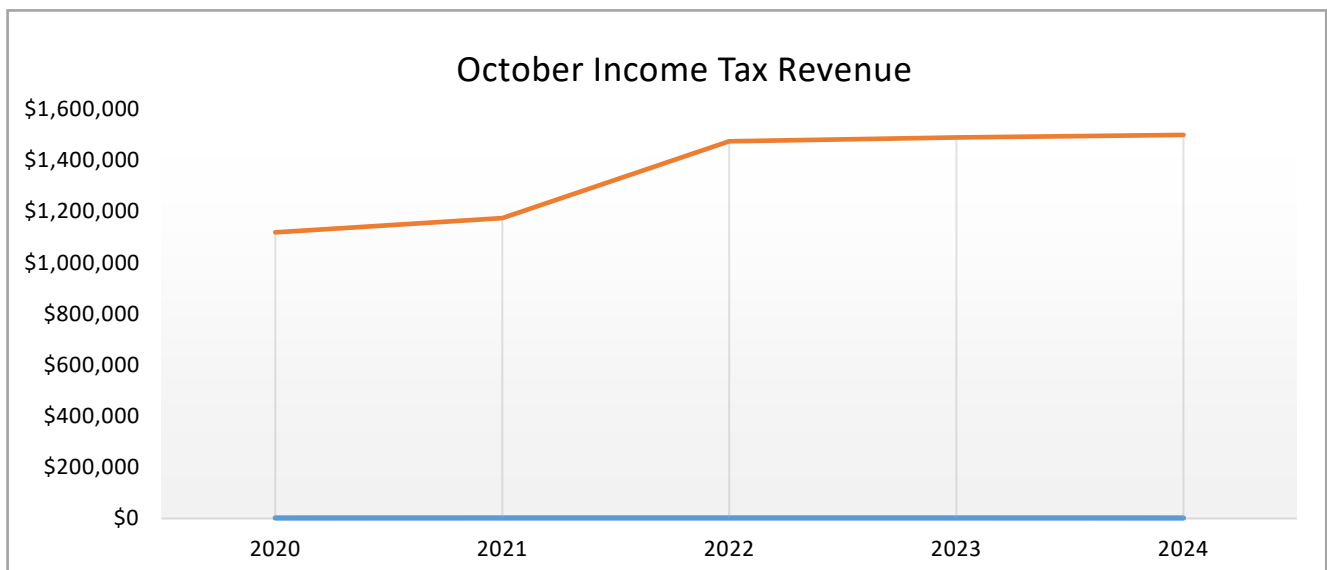


October income tax collections were **1% higher** in 2024 than at the same time last year. Overall, the City has collected a **difference of \$1,557,712** in 2024 than at the same time last year.



## HISTORICAL COLLECTION OF TAX REVENUE OVER 5 YEARS

Over the last five years, income tax revenue in October has fluctuated.



**City of Monroe**  
**Statement of Cash Position**  
**As of 10/2024**

<b>Fund</b>	<b>Fund Description</b>	<b>Beg Balance</b>	<b>YTD Receipts</b>	<b>YTD Expenses</b>	<b>Unexpended Balance</b>
1110	GENERAL FUND	7,597,179.44	15,361,331.10	14,086,262.01	8,872,248.53
2101	INCOME TAX - PUBLIC SAFETY	210,317.47	2,852,254.30	1,015,000.00	2,047,571.77
2210	STREET FUND	1,742,769.22	1,266,319.42	1,803,036.10	1,206,052.54
2220	STATE HIGHWAY FUND	230,492.82	87,842.63	74,207.55	244,127.90
2230	MOTOR VEHICLE LICENSE TAX FUND	43,428.89	0.00	7,836.67	35,592.22
2310	FIRE - 1989 LEVY FUND	135,965.86	5,507,730.43	5,402,635.69	241,060.60
2320	FIRE - 2005 LEVY FUND	1,010.27	0.00	0.00	1,010.27
2330	FEMA FUND	1,747.27	0.00	0.00	1,747.27
2360	AMERICAN RESCUE PLAN ACT FUND	1,391,903.78	0.00	1,369,090.84	22,812.94
2370	ONEOHIO OPIOID SETTLEMENT FUND	56,816.62	95,993.86	0.00	152,810.48
2410	POLICE LAW ENFORCEMENT FUND	152,134.90	3,947,980.35	3,947,411.72	152,703.53
2420	DARE GRANT FUND	9,290.81	5,215.65	2,750.61	11,755.85
2430	ENFORCEMENT AND EDUCATION FUND	5,777.72	1,180.00	0.00	6,957.72
2440	FEDERAL ASSET FORFEITURE FUND	13,735.42	0.00	0.00	13,735.42
2450	OHIO PEACE OFFICER TRAINING	38,628.96	49,732.22	0.00	88,361.18
2510	COURT TECHNOLOGY IMPROVEMENT	8,472.78	9,255.90	12,428.66	5,300.02
2621	MONROE CROSSINGS (C1)	1,560.50	2,307.46	1,556.75	2,311.21
2622	PARK 63/SUMMIT (C2)	247,389.53	201,796.69	136,318.15	312,868.07
2623	MONROE COMMERCE CENTER (C3)	1,252,104.93	2,022,333.54	1,371,994.58	1,902,443.89
2626	MIAMI VALLEY INDUSTRIAL (C6)	186,819.70	174,119.62	117,510.19	243,429.13
2627	YANKEE ROAD (C7)	15,777.61	28,424.52	19,143.70	25,058.43
2628	BERNS/DOUGLAS (C8)	24,392.52	17,997.42	12,217.54	30,172.40
2629	FRICK GREENTREE (C9)	328.62	201.30	137.91	392.01
2630	OSBOURNE (C10)	135.52	202.96	139.03	199.45
2631	SATELLITE FARMS (C11)	119,129.70	214,956.80	147,240.08	186,846.42
2632	CORRIDOR 75/MILLEN (C12)	17.66	14,952.58	10,107.40	4,862.84
2633	CORRIDOR 75 #1 (C13)	775,490.24	1,045,334.10	1,045,334.11	775,490.23
2634	CORRIDOR 75 #2 (C14)	2,322.69	102,720.30	101,777.78	3,265.21
2721	ARBOR ACRES (R1)	29,604.47	269,106.33	198,803.78	99,907.02
2722	HERITAGE GREEN (R2)	173,050.87	359,095.68	265,138.77	267,007.78
2723	WYANDOT WOODS (R3)	963,874.40	1,191,195.91	879,294.50	1,275,775.81
2724	GILMAR MEADOWS (R4)	67,532.71	173,031.23	127,749.46	112,814.48
2725	MT PLEASANT (R5)	5,348.97	112,290.26	82,880.04	34,759.19
2726	BRITTONY WOODS (R6)	447,825.81	773,613.15	571,209.61	650,229.35
2727	TODD'S GLEN RESERVE (R7)	82,062.12	192,688.96	142,226.08	132,525.00
2728	MAJESTIC OAKS (R8)	1,140.54	4,087.27	3,017.12	2,210.69
2729	TRIMBLE FARM (R9)	48,845.68	108,199.94	79,924.40	77,121.22
2731	HANKINS ROAD (R11)	0.00	21.62	15.96	5.66
2732	MONROE CROSSINGS #1 (R12)	575,472.62	1,538,159.62	1,135,485.27	978,146.97
2733	MONROE CROSSINGS #2 (R13)	467,250.66	660,902.45	492,644.97	635,508.14

<b>Fund</b>	<b>Fund Description</b>	<b>Beg Balance</b>	<b>YTD Receipts</b>	<b>YTD Expenses</b>	<b>Unexpended Balance</b>
2734	MONROE CROSSINGS #3 (R14)	546,516.23	541,234.82	395,064.49	692,686.56
2735	RESERVES OF MONROE XINGS (R15)	264,379.05	223,481.00	164,948.53	322,911.52
3101	INCOME TAX - CAPITAL PROJECTS	1,552,445.13	1,222,394.68	1,002,093.27	1,772,746.54
3110	PARK IMPROVEMENT FUND	303,762.12	41,999.67	97,451.25	248,310.54
3120	CAPITAL IMPROVEMENT FUND	2,646,654.23	452,260.16	964,339.04	2,134,575.35
3620	CPO TIF - CAPITAL FUND	24,880.23	0.00	0.00	24,880.23
4110	G.O. BOND RETIREMENT FUND	256,749.90	0.00	67,076.50	189,673.40
4210	WATER BOND RETIREMENT FUND	117,890.69	0.00	18,711.00	99,179.69
4310	S.A. BOND RETIREMENT FUND	614.68	1,341,478.97	1,341,478.97	614.68
4410	INCOME TAX BOND RETIREMENT FUN	339,844.18	0.00	182,131.25	157,712.93
4610	CORRIDOR 75 PARK LTD TIF FUND	126,651.27	0.00	0.00	126,651.27
5110	S.A. STREET LIGHTING FUND	2,711.17	292.92	537.81	2,466.28
6110	WATER FUND	1,076,535.15	3,289,532.13	2,681,732.04	1,684,335.24
6115	WATER GUARANTEE DEPOSIT	48,550.00	1,825.00	0.00	50,375.00
6120	WATER CAPITAL IMPROVEMENTS	376,796.35	661,268.38	575,145.97	462,918.76
6125	WATER METER& READ SYSTEM REPL	610,162.82	212,807.48	121,443.19	701,527.11
6210	SEWER FUND	16,295.44	1,088,735.26	1,094,741.00	10,289.70
6310	STORM WATER FUND	436,446.61	513,999.26	274,992.16	675,453.71
6315	STORMWATER DEPOSIT FUND	68,400.00	0.00	0.00	68,400.00
6410	GARBAGE FUND	289,126.89	1,100,169.70	981,497.31	407,799.28
6510	CEMETERY FUND	74,936.60	58,879.92	90,779.61	43,036.91
6610	STREET LIGHTING UTILITY	8,386.86	109,644.83	126,006.96	-7,975.27
7100	CEMETERY MAINTENANCE TRUST	70,800.57	2,643.47	0.00	73,444.04
7110	MOUND CEMETERY TRUST FUND	74,152.55	2,988.46	0.00	77,141.01
7120	LONG STREET TRUST FUND	6,002.11	3,128.60	0.00	9,130.71
7310	FIRE HISTORIC PRESERVATION FUN	1,470.54	0.00	0.00	1,470.54
7320	FIRE LOSS SECURITY FUND	21,371.33	24,000.00	0.00	45,371.33
7410	DRUG LAW ENFORCEMENT TRUST	96,337.04	6,963.73	89,018.07	14,282.70
		<b>26,586,020.04</b>	<b>49,292,304.01</b>	<b>44,931,715.45</b>	<b>30,946,608.60</b>

### YTD BUDGET REPORT - REVENUE OCTOBER 2024

FUND	ACCOUNT DESCRIPTION	ORIGINAL ESTIM REV	REVISED ESTIM REV	ACTUAL YTD REVENUE	REMAINING REVENUE
1110	<b>1110 GENERAL FUND</b>	17,761,573	17,761,573	15,361,331.10	2,400,242
2101	<b>2101 INCOME TAX - PUBLIC SAFETY FUND</b>	3,243,600	3,243,600	2,852,254.30	391,346
2210	<b>2210 STREET FUND</b>	2,460,040	2,460,040	1,266,319.42	1,193,721
2310	<b>2310 FIRE - 1989 LEVY FUND</b>	5,904,368	5,904,368	5,507,730.43	396,638
2370	<b>2370 ONEOHIO OPIOID SETTLEMENT FUND</b>	25,000	25,000	95,993.86	-70,994
2410	<b>2410 POLICE LAW ENFORCEMENT FUND</b>	4,321,125	4,321,125	3,947,980.35	373,145
2600	<b>2600 TIF FUNDS</b>	3,134,465	3,134,465	3,825,347	-690,882
2700	<b>2700 RID FUNDS</b>	4,549,400	4,549,400	6,147,108	-1,597,708
3101	<b>3101 INCOME TAX - CAPITAL PROJECT FUND</b>	1,389,546	1,389,546	1,222,394.68	167,151
6110	<b>6110 WATER FUND</b>	3,308,260	3,308,260	3,289,532.13	18,728
6120	<b>6120 WATER CAPITAL IMPROVEMENT FUND</b>	1,546,576	1,546,576	661,268.38	885,308
6210	<b>6210 SEWER FUND</b>	1,470,536	1,470,536	1,088,735.26	381,801
6310	<b>6310 STORM WATER FUND</b>	501,800	501,800	513,999.26	-12,199
6410	<b>6410 GARBAGE FUND</b>	1,205,958	1,205,958	1,100,169.70	105,788
	<b>TOTALS</b>	<b>50,822,247</b>	<b>50,822,247</b>	<b>46,880,164</b>	<b>3,942,083</b>

### YTD BUDGET REPORT - EXPENSE OCTOBER 2024

FUND	ACCOUNT DESCRIPTION	ORIGINAL APPROP	REVISED BUDGET	YTD EXPENDED	ENCUMBRANCES	AVAILABLE BUDGET
1110	<b>1110 GENERAL FUND</b>	20,516,360	19,859,594	13,497,938.22	603,832.49	5,757,823
2101	<b>2101 INCOME TAX - PUBLIC SAFETY FUND</b>	3,450,000	3,450,000	1,015,000.00	0.00	2,435,000
2210	<b>2210 STREET FUND</b>	3,224,783	3,217,983	1,583,997.28	127,568.09	1,506,418
2310	<b>2310 FIRE - 1989 LEVY FUND</b>	6,076,636	5,999,336	5,260,791.32	90,661.51	647,883
2360	<b>2360 AMERICAN RESCUE PLAN ACT FUND</b>	618,947	1,368,947	1,368,947.04	0.00	0
2410	<b>2410 POLICE LAW ENFORCEMENT FUND</b>	4,019,286	4,005,786	3,799,868.40	221,900.72	-15,983
2600	<b>2600 TIF FUNDS</b>	2,592,586	2,592,586	2,963,477	0	-370,891
2700	<b>2700 RID FUNDS</b>	4,642,857	4,642,857	4,538,403	0	104,454
3101	<b>3101 INCOME TAX - CAPITAL PROJECT FUND</b>	1,814,300	2,283,300	1,002,093.27	518,618.79	762,588
6110	<b>6110 WATER FUND</b>	3,888,889	3,888,889	2,690,070.30	68,695.56	1,130,123
6120	<b>6120 WATER CAPITAL IMPROVEMENT FUND</b>	1,715,000	1,715,000	486,731.23	569,597.10	658,672
6210	<b>6210 SEWER FUND</b>	1,520,462	1,520,462	1,101,510.99	0.00	418,951
6310	<b>6310 STORM WATER FUND</b>	597,064	597,064	254,739.42	30,873.66	311,451
6410	<b>6410 GARBAGE FUND</b>	1,239,168	1,239,168	988,336.73	0.00	250,831
<b>TOTALS</b>		<b>55,916,338</b>	<b>56,380,972</b>	<b>40,551,904</b>	<b>2,231,748</b>	<b>13,597,320</b>

<b>Checks over \$15,000 October 2024</b>		
<b>NAME</b>	<b>INVOICE NET</b>	<b>INVOICE DESCRIPTION</b>
BUTLER COUNTY WATER & SEWER DEPT	132,262.51	ACCT # 3048687-2055515
BUTLER COUNTY WATER & SEWER DEPT	104,879.81	SEPTEMBER 2024 WASTE WATER
HUNTINGTON NATIONAL BANK	264,567.24	2024 2ND HALF SETTLEMENT MALL
HUNTINGTON NATIONAL BANK	603,974.22	2024 2ND HALF SETTLEMENT VHMON
HUNTINGTON NATIONAL BANK	115,483.41	2024 2ND HALF SETTLEMENT 17 AC EAST
JOHN R JURGENSEN COMPANY	154,537.95	2024 ASPHALT PAVING PROGRAM
KT HOLDEN CONSTRUCTION LLC	157,534.59	TIMRICK PLACE REHABILITATION PROJECT
KZF DESIGN, INC.	25,160.00	DT MASTER PLAN
MAJORS ENTERPRISE INC	276,335.80	S MAIN ST WATER MAIN REPLACEMENT 2024
MONROE LOCAL SCHOOL DISTRICT	3,501,862.54	2ND HALF 2024 SCHOOL REIMBURSEMENT
NATIONAL INSPECTION CORPORATION	22,470.84	BUILDING SERVICES FOR 2024
RUMPKE OF OHIO, INC	97,319.71	CUSTOMER # 6300108176
TURTLECREEK TOWNSHIP TRUSTEES	39,189.07	JEDD REVENUE SPLIT 2024 Q3 TURTLECREEK RACINO JEDD
W.G. STANG LLC	101,453.04	TODHUNTER ROAD CULVERT REPLACEMENT PROJECT
WEX INC	20,939.36	FUEL FOR SEPTEMBER 2024



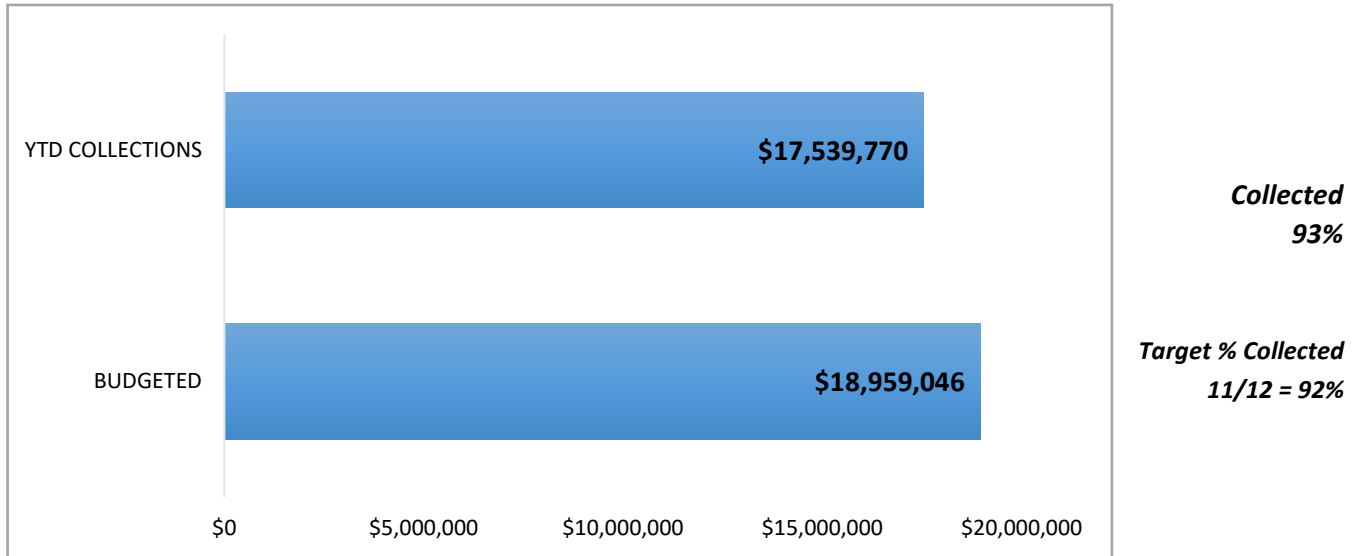
# **FINANCIAL REPORTS**

**FOR THE PERIOD ENDING**

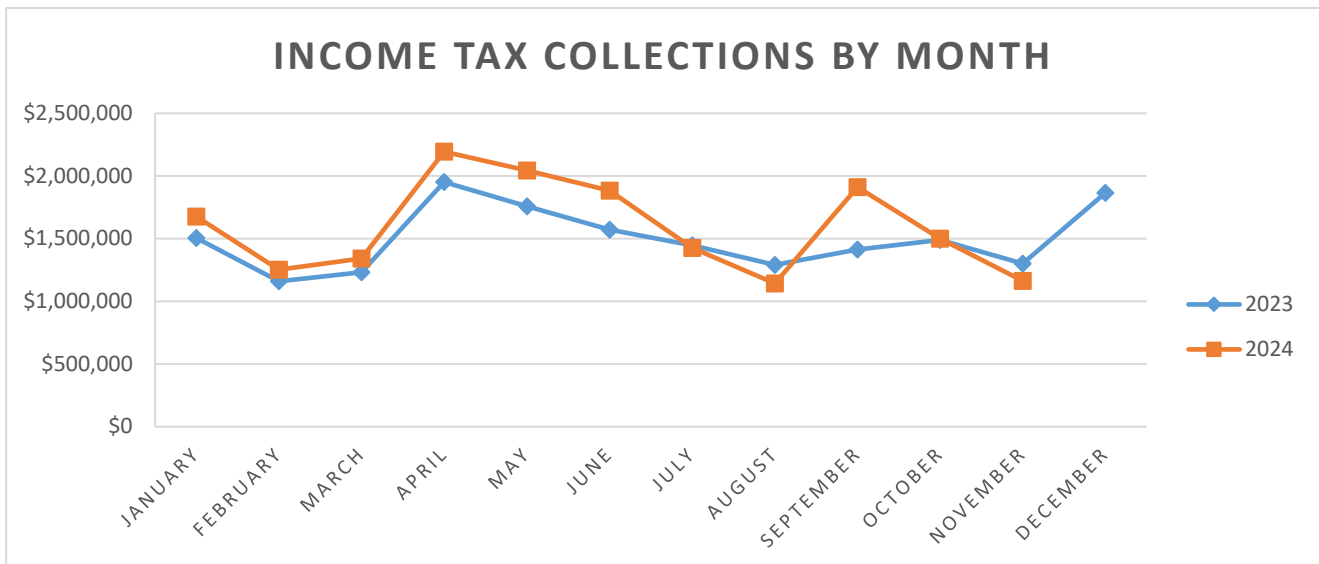
**November 30, 2024**

# MUNICIPAL INCOME TAX MONTHLY REPORT NOVEMBER 2024

As of the end of November, we have collected (YTD) \$17,539,770 in income tax dollars.  
This equals to approximately 93% of the budget estimate.

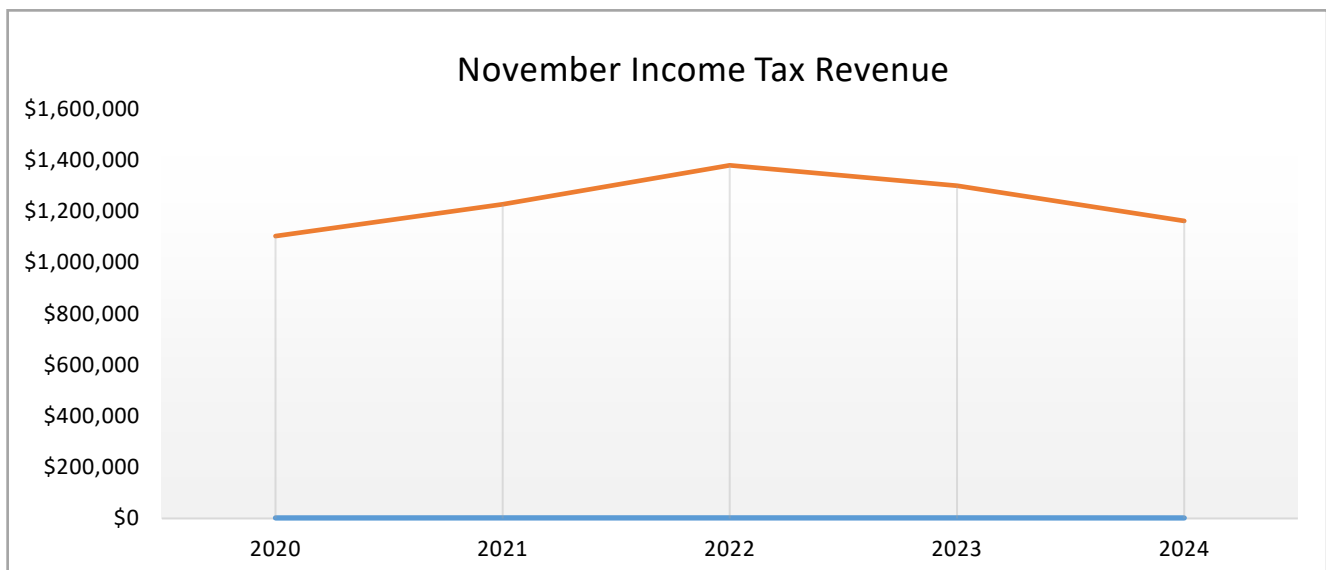


November income tax collections were 11% lower in 2024 than at the same time last year. Overall, the City has collected a difference of \$1,419,787 in 2024 than at the same time last year.



## HISTORICAL COLLECTION OF TAX REVENUE OVER 5 YEARS

Over the last five years, income tax revenue in November has fluctuated.



**City of Monroe**  
**Statement of Cash Position**  
**As of 11/2024**

<b>Fund</b>	<b>Fund Description</b>	<b>Beg Balance</b>	<b>YTD Receipts</b>	<b>YTD Expenses</b>	<b>Unexpended Balance</b>
1110	GENERAL FUND	7,597,179.44	19,697,657.19	19,321,873.46	7,972,963.17
2101	INCOME TAX - PUBLIC SAFETY	210,317.47	3,054,356.07	3,450,000.00	-185,326.46
2210	STREET FUND	1,742,769.22	1,400,643.94	1,964,693.51	1,178,719.65
2220	STATE HIGHWAY FUND	230,492.82	98,370.44	75,009.95	253,853.31
2230	MOTOR VEHICLE LICENSE TAX FUND	43,428.89	0.00	7,836.67	35,592.22
2310	FIRE - 1989 LEVY FUND	135,965.86	5,553,712.05	4,931,890.01	757,787.90
2320	FIRE - 2005 LEVY FUND	1,010.27	0.00	0.00	1,010.27
2330	FEMA FUND	1,747.27	0.00	1,090.52	656.75
2360	AMERICAN RESCUE PLAN ACT FUND	1,391,903.78	0.00	1,391,903.78	0.00
2370	ONEOHIO OPIOID SETTLEMENT FUND	56,816.62	95,993.86	0.00	152,810.48
2410	POLICE LAW ENFORCEMENT FUND	152,134.90	3,951,564.29	2,966,440.26	1,137,258.93
2420	DARE GRANT FUND	9,290.81	6,623.88	2,750.61	13,164.08
2430	ENFORCEMENT AND EDUCATION FUND	5,777.72	1,205.00	0.00	6,982.72
2440	FEDERAL ASSET FORFEITURE FUND	13,735.42	0.00	0.00	13,735.42
2450	OHIO PEACE OFFICER TRAINING	38,628.96	49,732.22	0.00	88,361.18
2510	COURT TECHNOLOGY IMPROVEMENT	8,472.78	10,234.90	12,849.56	5,858.12
2621	MONROE CROSSINGS (C1)	1,560.50	2,307.46	1,556.75	2,311.21
2622	PARK 63/SUMMIT (C2)	247,389.53	201,796.69	136,318.15	312,868.07
2623	MONROE COMMERCE CENTER (C3)	1,252,104.93	2,022,333.54	1,440,969.58	1,833,468.89
2626	MIAMI VALLEY INDUSTRIAL (C6)	186,819.70	174,119.62	117,510.19	243,429.13
2627	YANKEE ROAD (C7)	15,777.61	28,424.52	19,143.70	25,058.43
2628	BERNS/DOUGLAS (C8)	24,392.52	17,997.42	12,217.54	30,172.40
2629	FRICK GREENTREE (C9)	328.62	201.30	137.91	392.01
2630	OSBOURNE (C10)	135.52	202.96	139.03	199.45
2631	SATELLITE FARMS (C11)	119,129.70	214,956.80	174,960.08	159,126.42
2632	CORRIDOR 75/MILLEN (C12)	17.66	14,952.58	10,107.40	4,862.84
2633	CORRIDOR 75 #1 (C13)	775,490.24	1,045,334.10	1,045,334.11	775,490.23
2634	CORRIDOR 75 #2 (C14)	2,322.69	102,720.30	101,777.78	3,265.21
2721	ARBOR ACRES (R1)	29,604.47	269,106.33	198,803.78	99,907.02
2722	HERITAGE GREEN (R2)	173,050.87	359,095.68	265,138.77	267,007.78
2723	WYANDOT WOODS (R3)	963,874.40	1,191,195.91	1,008,928.55	1,146,141.76
2724	GILMAR MEADOWS (R4)	67,532.71	173,031.23	127,749.46	112,814.48
2725	MT PLEASANT (R5)	5,348.97	112,290.26	82,880.04	34,759.19
2726	BRITTONY WOODS (R6)	447,825.81	773,613.15	571,209.61	650,229.35
2727	TODD'S GLEN RESERVE (R7)	82,062.12	192,688.96	199,111.58	75,639.50
2728	MAJESTIC OAKS (R8)	1,140.54	4,087.27	3,017.12	2,210.69
2729	TRIMBLE FARM (R9)	48,845.68	108,199.94	79,924.40	77,121.22
2731	HANKINS ROAD (R11)	0.00	21.62	15.96	5.66
2732	MONROE CROSSINGS #1 (R12)	575,472.62	1,538,159.62	1,226,233.77	887,398.47
2733	MONROE CROSSINGS #2 (R13)	467,250.66	660,902.45	492,644.97	635,508.14

<b>Fund</b>	<b>Fund Description</b>	<b>Beg Balance</b>	<b>YTD Receipts</b>	<b>YTD Expenses</b>	<b>Unexpended Balance</b>
2734	MONROE CROSSINGS #3 (R14)	546,516.23	541,234.82	395,064.49	692,686.56
2735	RESERVES OF MONROE XINGS (R15)	264,379.05	223,481.00	164,948.53	322,911.52
3101	INCOME TAX - CAPITAL PROJECTS	1,552,445.13	1,309,009.72	1,436,393.27	1,425,061.58
3110	PARK IMPROVEMENT FUND	303,762.12	172,902.22	151,212.25	325,452.09
3120	CAPITAL IMPROVEMENT FUND	2,646,654.23	1,173,248.21	966,376.48	2,853,525.96
3620	CPO TIF - CAPITAL FUND	24,880.23	0.00	0.00	24,880.23
4110	G.O. BOND RETIREMENT FUND	256,749.90	857,504.00	995,053.61	119,200.29
4210	WATER BOND RETIREMENT FUND	117,890.69	300,000.00	367,422.00	50,468.69
4310	S.A. BOND RETIREMENT FUND	614.68	1,341,478.97	1,341,478.97	614.68
4410	INCOME TAX BOND RETIREMENT FUN	339,844.18	434,300.00	609,262.50	164,881.68
4610	CORRIDOR 75 PARK LTD TIF FUND	126,651.27	0.00	0.00	126,651.27
5110	S.A. STREET LIGHTING FUND	2,711.17	292.92	537.81	2,466.28
6110	WATER FUND	1,076,535.15	3,664,926.86	3,184,376.91	1,557,085.10
6115	WATER GUARANTEE DEPOSIT	48,550.00	2,425.00	0.00	50,975.00
6120	WATER CAPITAL IMPROVEMENTS	376,796.35	663,419.59	575,145.97	465,069.97
6125	WATER METER& READ SYSTEM REPL	610,162.82	234,078.06	123,358.11	720,882.77
6210	SEWER FUND	16,295.44	1,203,347.37	1,207,420.21	12,222.60
6310	STORM WATER FUND	436,446.61	585,079.25	286,914.74	734,611.12
6315	STORMWATER DEPOSIT FUND	68,400.00	0.00	0.00	68,400.00
6410	GARBAGE FUND	289,126.89	1,211,614.95	1,076,861.17	423,880.67
6510	CEMETERY FUND	74,936.60	66,464.72	114,126.61	27,274.71
6610	STREET LIGHTING UTILITY	8,386.86	120,772.53	137,826.77	-8,667.38
7100	CEMETERY MAINTENANCE TRUST	70,800.57	2,885.90	0.00	73,686.47
7110	MOUND CEMETERY TRUST FUND	74,152.55	3,330.69	0.00	77,483.24
7120	LONG STREET TRUST FUND	6,002.11	3,487.08	0.00	9,489.19
7310	FIRE HISTORIC PRESERVATION FUN	1,470.54	0.00	0.00	1,470.54
7320	FIRE LOSS SECURITY FUND	21,371.33	24,000.00	0.00	45,371.33
7410	DRUG LAW ENFORCEMENT TRUST	96,337.04	7,285.73	89,186.07	14,436.70
		<b>26,586,020.04</b>	<b>57,274,403.14</b>	<b>54,665,135.03</b>	<b>29,195,288.15</b>

### YTD BUDGET REPORT - REVENUE NOVEMBER 2024

FUND	ACCOUNT DESCRIPTION	ORIGINAL ESTIM REV	REVISED ESTIM REV	ACTUAL YTD REVENUE	REMAINING REVENUE
1110	<b>1110 GENERAL FUND</b>	17,761,573	17,761,573	19,697,657.19	-1,936,084
2101	<b>2101 INCOME TAX - PUBLIC SAFETY FUND</b>	3,243,600	3,243,600	3,054,356.07	189,244
2210	<b>2210 STREET FUND</b>	2,460,040	2,460,040	1,400,643.94	1,059,396
2310	<b>2310 FIRE - 1989 LEVY FUND</b>	5,904,368	5,904,368	5,553,712.05	350,656
2370	<b>2370 ONEOHIO OPIOID SETTLEMENT FUND</b>	25,000	25,000	95,993.86	-70,994
2410	<b>2410 POLICE LAW ENFORCEMENT FUND</b>	4,321,125	4,321,125	3,951,564.29	369,561
2600	<b>2600 TIF FUNDS</b>	3,134,465	3,134,465	3,825,347	-690,882
2700	<b>2700 RID FUNDS</b>	4,549,400	4,549,400	6,147,108	-1,597,708
3101	<b>3101 INCOME TAX - CAPITAL PROJECT FUND</b>	1,389,546	1,389,546	1,309,009.72	80,536
6110	<b>6110 WATER FUND</b>	3,308,260	3,308,260	3,664,926.86	-356,667
6120	<b>6120 WATER CAPITAL IMPROVEMENT FUND</b>	1,546,576	1,546,576	663,419.59	883,156
6210	<b>6210 SEWER FUND</b>	1,470,536	1,470,536	1,203,347.37	267,189
6310	<b>6310 STORM WATER FUND</b>	501,800	501,800	585,079.25	-83,279
6410	<b>6410 GARBAGE FUND</b>	1,205,958	1,205,958	1,211,614.95	-5,657
<b>TOTALS</b>		<b>50,822,247</b>	<b>50,822,247</b>	<b>52,363,781</b>	<b>-1,541,534</b>

### YTD BUDGET REPORT - EXPENSE NOVEMBER 2024

FUND	ACCOUNT DESCRIPTION	ORIGINAL APPROP	REVISED BUDGET	YTD EXPENDED	ENCUMBRANCES	AVAILABLE BUDGET
1110	<b>1110 GENERAL FUND</b>	20,516,360	23,419,594	18,677,153.98	473,554.62	4,268,885
2101	<b>2101 INCOME TAX - PUBLIC SAFETY FUND</b>	3,450,000	3,450,000	3,450,000.00	0.00	0
2210	<b>2210 STREET FUND</b>	3,224,783	3,217,983	1,767,710.42	144,287.21	1,305,985
2310	<b>2310 FIRE - 1989 LEVY FUND</b>	6,076,636	5,999,336	4,852,692.12	93,822.98	1,052,821
2360	<b>2360 AMERICAN RESCUE PLAN ACT FUND</b>	618,947	1,388,163	1,388,162.98	0.00	0
2410	<b>2410 POLICE LAW ENFORCEMENT FUND</b>	4,019,286	4,005,786	2,864,596.41	207,161.23	934,028
2600	<b>2600 TIF FUNDS</b>	2,592,586	3,192,586	3,060,172	0	132,414
2700	<b>2700 RID FUNDS</b>	4,642,857	5,589,857	4,815,671	0	774,186
3101	<b>3101 INCOME TAX - CAPITAL PROJECT FUND</b>	1,814,300	2,283,300	1,436,393.27	518,618.79	328,288
6110	<b>6110 WATER FUND</b>	3,888,889	3,888,889	3,201,799.68	77,024.82	610,065
6120	<b>6120 WATER CAPITAL IMPROVEMENT FUND</b>	1,715,000	1,715,000	486,731.23	569,597.10	658,672
6210	<b>6210 SEWER FUND</b>	1,520,462	1,520,462	1,214,759.39	0.00	305,703
6310	<b>6310 STORM WATER FUND</b>	597,064	597,064	270,322.53	38,352.17	288,389
6410	<b>6410 GARBAGE FUND</b>	1,239,168	1,281,168	1,084,382.35	0.00	196,786
<b>TOTALS</b>		<b>55,916,338</b>	<b>61,549,188</b>	<b>48,570,548</b>	<b>2,122,419</b>	<b>10,856,221</b>

<b>Checks over \$15,000 November 2024</b>		
<b>NAME</b>	<b>INVOICE NET</b>	<b>INVOICE DESCRIPTION</b>
BUTLER COUNTY WATER & SEWER DEPT	116,952.01	ACCT # 3048687-2055515
BUTLER COUNTY WATER & SEWER DEPT	108,278.70	OCTOBER 2024 WASTE WATER
BURGESS & NIPLE, INC.	27,557.70	SR63 CORRIDOR STUDY
CHASE	19,183.00	DEBT PAYMENT ACCT # 452411646002
MID MIAMI ROOFING INC.	52,475.00	COMMUNITY PARK CONCESSION STAND ROOF REPAIR
NATIONAL INSPECTION CORPORATION	30,208.44	BUILDING SERVICES FOR 2024
PHOENIX SAFETY OUTFITTERS, LLC	17,460.00	PPE REPLACEMENT
RUMPKE OF OHIO, INC	89,356.00	CUSTOMER # 6300108176
SERVICE SUPPLY LTD, INC	20,460.00	PICNIC TABLES FOR COMMUNITY PARK
WEX INC	23,346.07	FUEL FOR OCTOBER 2024




# **FINANCIAL REPORTS**

**FOR THE PERIOD ENDING**

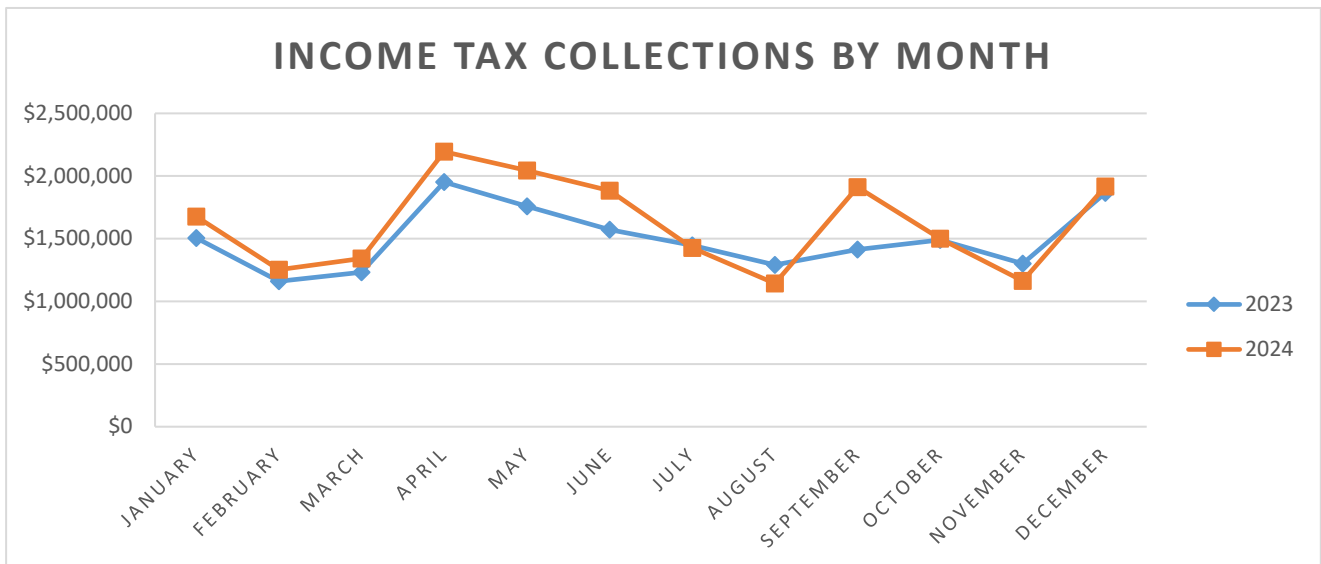
**December 31, 2024**

# MUNICIPAL INCOME TAX MONTHLY REPORT DECEMBER 2024

As of the end of December, we have collected (YTD) \$19,456,495 in income tax dollars.  
This equals to approximately 103% of the budget estimate.

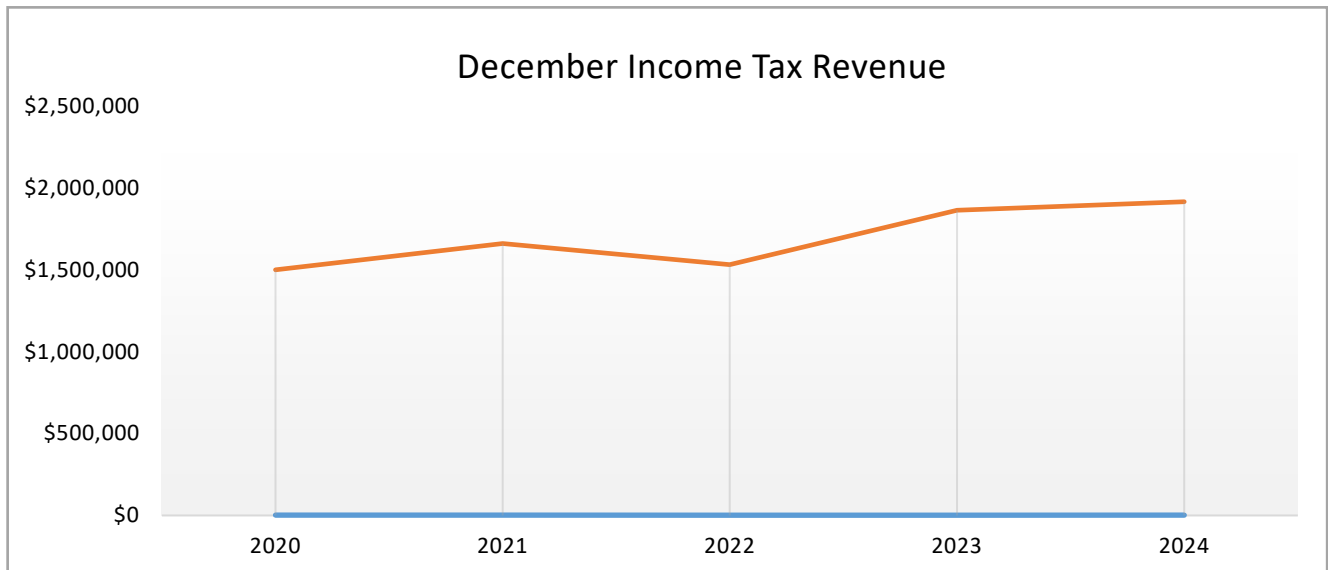


December income tax collections were 3% higher in 2024 than at the same time last year. Overall, the City has collected a difference of \$1,471,816 in 2024 than at the same time last year.



## HISTORICAL COLLECTION OF TAX REVENUE OVER 5 YEARS

Over the last five years, income tax revenue in December has fluctuated.



**City of Monroe**  
**Statement of Cash Position**  
**As of 12/2024**

<b>Fund</b>	<b>Fund Description</b>	<b>Beg Balance</b>	<b>YTD Receipts</b>	<b>YTD Expenses</b>	<b>Unexpended Balance</b>
1110	GENERAL FUND	7,597,179.44	21,609,798.39	20,664,997.44	8,541,980.39
2101	INCOME TAX - PUBLIC SAFETY	210,317.47	3,388,100.87	3,450,000.00	148,418.34
2210	STREET FUND	1,742,769.22	2,274,921.43	2,174,085.94	1,843,604.71
2220	STATE HIGHWAY FUND	230,492.82	107,571.54	78,305.34	259,759.02
2230	MOTOR VEHICLE LICENSE TAX FUND	43,428.89	0.00	7,836.67	35,592.22
2310	FIRE - 1989 LEVY FUND	135,965.86	5,626,313.42	5,530,127.27	232,152.01
2320	FIRE - 2005 LEVY FUND	1,010.27	0.00	0.00	1,010.27
2330	FEMA FUND	1,747.27	0.00	1,090.52	656.75
2360	AMERICAN RESCUE PLAN ACT FUND	1,391,903.78	0.00	1,391,903.78	0.00
2370	ONEOHIO OPIOID SETTLEMENT FUND	56,816.62	95,993.86	0.00	152,810.48
2410	POLICE LAW ENFORCEMENT FUND	152,134.90	3,952,787.84	3,614,054.94	490,867.80
2420	DARE GRANT FUND	9,290.81	6,623.88	6,249.85	9,664.84
2430	ENFORCEMENT AND EDUCATION FUND	5,777.72	1,230.00	0.00	7,007.72
2440	FEDERAL ASSET FORFEITURE FUND	13,735.42	0.00	0.00	13,735.42
2450	OHIO PEACE OFFICER TRAINING	38,628.96	49,732.22	0.00	88,361.18
2510	COURT TECHNOLOGY IMPROVEMENT	8,472.78	11,180.90	14,309.25	5,344.43
2621	MONROE CROSSINGS (C1)	1,560.50	2,307.46	1,556.75	2,311.21
2622	PARK 63/SUMMIT (C2)	247,389.53	201,796.69	136,318.15	312,868.07
2623	MONROE COMMERCE CENTER (C3)	1,252,104.93	2,022,333.54	1,440,969.58	1,833,468.89
2626	MIAMI VALLEY INDUSTRIAL (C6)	186,819.70	174,119.62	117,510.19	243,429.13
2627	YANKEE ROAD (C7)	15,777.61	28,424.52	19,143.70	25,058.43
2628	BERNS/DOUGLAS (C8)	24,392.52	17,997.42	12,217.54	30,172.40
2629	FRICK GREENTREE (C9)	328.62	201.30	137.91	392.01
2630	OSBOURNE (C10)	135.52	202.96	139.03	199.45
2631	SATELLITE FARMS (C11)	119,129.70	214,956.80	174,960.08	159,126.42
2632	CORRIDOR 75/MILLEN (C12)	17.66	14,952.58	10,107.40	4,862.84
2633	CORRIDOR 75 #1 (C13)	775,490.24	1,151,703.85	1,045,334.11	881,859.98
2634	CORRIDOR 75 #2 (C14)	2,322.69	102,720.30	101,777.78	3,265.21
2721	ARBOR ACRES (R1)	29,604.47	269,106.33	198,803.78	99,907.02
2722	HERITAGE GREEN (R2)	173,050.87	359,095.68	265,138.77	267,007.78
2723	WYANDOT WOODS (R3)	963,874.40	1,191,195.91	1,008,928.55	1,146,141.76
2724	GILMAR MEADOWS (R4)	67,532.71	173,031.23	127,749.46	112,814.48
2725	MT PLEASANT (R5)	5,348.97	112,290.26	82,880.04	34,759.19
2726	BRITTONY WOODS (R6)	447,825.81	773,613.15	571,209.61	650,229.35
2727	TODD'S GLEN RESERVE (R7)	82,062.12	192,688.96	199,111.58	75,639.50
2728	MAJESTIC OAKS (R8)	1,140.54	4,087.27	3,017.12	2,210.69
2729	TRIMBLE FARM (R9)	48,845.68	108,199.94	79,924.40	77,121.22
2731	HANKINS ROAD (R11)	0.00	21.62	15.96	5.66
2732	MONROE CROSSINGS #1 (R12)	575,472.62	1,538,159.62	1,226,233.77	887,398.47
2733	MONROE CROSSINGS #2 (R13)	467,250.66	660,902.45	492,644.97	635,508.14

<b>Fund</b>	<b>Fund Description</b>	<b>Beg Balance</b>	<b>YTD Receipts</b>	<b>YTD Expenses</b>	<b>Unexpended Balance</b>
2734	MONROE CROSSINGS #3 (R14)	546,516.23	541,234.82	395,064.49	692,686.56
2735	RESERVES OF MONROE XINGS (R15)	264,379.05	223,481.00	164,948.53	322,911.52
3101	INCOME TAX - CAPITAL PROJECTS	1,552,445.13	1,452,043.21	1,521,391.08	1,483,097.26
3110	PARK IMPROVEMENT FUND	303,762.12	175,258.75	152,320.25	326,700.62
3120	CAPITAL IMPROVEMENT FUND	2,646,654.23	1,173,248.21	1,586,225.39	2,233,677.05
3620	CPO TIF - CAPITAL FUND	24,880.23	0.00	0.00	24,880.23
4110	G.O. BOND RETIREMENT FUND	256,749.90	857,504.00	995,053.61	119,200.29
4210	WATER BOND RETIREMENT FUND	117,890.69	300,000.00	367,422.00	50,468.69
4310	S.A. BOND RETIREMENT FUND	614.68	1,341,478.97	1,341,478.97	614.68
4410	INCOME TAX BOND RETIREMENT FUN	339,844.18	434,300.00	609,262.50	164,881.68
4610	CORRIDOR 75 PARK LTD TIF FUND	126,651.27	0.00	0.00	126,651.27
5110	S.A. STREET LIGHTING FUND	2,711.17	292.92	537.81	2,466.28
6110	WATER FUND	1,076,535.15	3,957,479.04	3,548,132.89	1,485,881.30
6115	WATER GUARANTEE DEPOSIT	48,550.00	2,150.00	0.00	50,700.00
6120	WATER CAPITAL IMPROVEMENTS	376,796.35	664,811.45	594,997.73	446,610.07
6125	WATER METER& READ SYSTEM REPL	610,162.82	255,100.49	124,075.73	741,187.58
6210	SEWER FUND	16,295.44	1,310,909.41	1,319,686.95	7,517.90
6310	STORM WATER FUND	436,446.61	652,193.99	371,397.88	717,242.72
6315	STORMWATER DEPOSIT FUND	68,400.00	0.00	0.00	68,400.00
6410	GARBAGE FUND	289,126.89	1,319,620.05	1,213,297.18	395,449.76
6510	CEMETERY FUND	74,936.60	81,564.72	122,993.38	33,507.94
6610	STREET LIGHTING UTILITY	8,386.86	146,716.85	149,656.86	5,446.85
7100	CEMETERY MAINTENANCE TRUST	70,800.57	3,215.56	0.00	74,016.13
7110	MOUND CEMETERY TRUST FUND	74,152.55	3,561.99	0.00	77,714.54
7120	LONG STREET TRUST FUND	6,002.11	3,729.31	0.00	9,731.42
7310	FIRE HISTORIC PRESERVATION FUN	1,470.54	0.00	0.00	1,470.54
7320	FIRE LOSS SECURITY FUND	21,371.33	24,000.00	0.00	45,371.33
7410	DRUG LAW ENFORCEMENT TRUST	96,337.04	7,415.73	89,104.50	14,648.27
		<b>26,586,020.04</b>	<b>61,369,674.28</b>	<b>58,915,838.96</b>	<b>29,039,855.36</b>

### YTD BUDGET REPORT - REVENUE DECEMBER 2024

FUND	ACCOUNT DESCRIPTION	ORIGINAL ESTIM REV	REVISED ESTIM REV	ACTUAL YTD REVENUE	REMAINING REVENUE
1110	<b>1110 GENERAL FUND</b>	17,761,573	17,761,573	21,609,798.39	-3,848,225
2101	<b>2101 INCOME TAX - PUBLIC SAFETY FUND</b>	3,243,600	3,243,600	3,388,100.87	-144,501
2210	<b>2210 STREET FUND</b>	2,460,040	2,460,040	2,274,921.43	185,119
2310	<b>2310 FIRE - 1989 LEVY FUND</b>	5,904,368	5,904,368	5,626,313.42	278,055
2370	<b>2370 ONEOHIO OPIOID SETTLEMENT FUND</b>	25,000	25,000	95,993.86	-70,994
2410	<b>2410 POLICE LAW ENFORCEMENT FUND</b>	4,321,125	4,321,125	3,952,787.84	368,337
2600	<b>2600 TIF FUNDS</b>	3,134,465	3,134,465	3,931,717	-797,252
2700	<b>2700 RID FUNDS</b>	4,549,400	4,549,400	6,147,108	-1,597,708
3101	<b>3101 INCOME TAX - CAPITAL PROJECT FUND</b>	1,389,546	1,389,546	1,452,043.21	-62,497
6110	<b>6110 WATER FUND</b>	3,308,260	3,308,260	3,957,479.04	-649,219
6120	<b>6120 WATER CAPITAL IMPROVEMENT FUND</b>	1,546,576	1,546,576	664,811.45	881,765
6210	<b>6210 SEWER FUND</b>	1,470,536	1,470,536	1,310,909.41	159,627
6310	<b>6310 STORM WATER FUND</b>	501,800	501,800	652,193.99	-150,394
6410	<b>6410 GARBAGE FUND</b>	1,205,958	1,205,958	1,319,620.05	-113,662
<b>TOTALS</b>		<b>50,822,247</b>	<b>50,822,247</b>	<b>56,383,798</b>	<b>-5,561,551</b>

### YTD BUDGET REPORT - EXPENSE DECEMBER 2024

FUND	ACCOUNT DESCRIPTION	ORIGINAL APPROP	REVISED BUDGET	YTD EXPENDED	ENCUMBRANCES	AVAILABLE BUDGET
1110	<b>1110 GENERAL FUND</b>	20,516,360	23,451,594	20,224,085	826,329	2,401,180
2101	<b>2101 INCOME TAX - PUBLIC SAFETY FUND</b>	3,450,000	3,450,000	3,450,000	-	-
2210	<b>2210 STREET FUND</b>	3,224,783	3,217,983	1,946,949	159,295	1,111,739
2310	<b>2310 FIRE - 1989 LEVY FUND</b>	6,076,636	5,999,336	5,411,686	94,261	493,390
2360	<b>2360 AMERICAN RESCUE PLAN ACT FUND</b>	618,947	1,388,163	1,388,163	-	-
2410	<b>2410 POLICE LAW ENFORCEMENT FUND</b>	4,019,286	4,005,786	3,495,701	219,401	290,684
2600	<b>2600 TIF FUNDS</b>	2,592,586	3,192,586	3,060,172	-	132,414
2700	<b>2700 RID FUNDS</b>	4,642,857	5,589,857	4,815,671	-	774,186
3101	<b>3101 INCOME TAX - CAPITAL PROJECT FUND</b>	1,814,300	2,283,300	1,521,391	433,621	328,288
6110	<b>6110 WATER FUND</b>	3,888,889	3,888,889	3,566,429	95,088	227,372
6120	<b>6120 WATER CAPITAL IMPROVEMENT FUND</b>	1,715,000	1,715,000	506,583	549,745	658,672
6210	<b>6210 SEWER FUND</b>	1,520,462	1,520,462	1,327,595	-	192,867
6310	<b>6310 STORM WATER FUND</b>	597,064	597,064	352,719	34,003	210,341
6410	<b>6410 GARBAGE FUND</b>	1,239,168	1,281,168	1,221,500	-	59,668
<b>TOTALS</b>		<b>55,916,338</b>	<b>61,581,188</b>	<b>52,288,646</b>	<b>2,411,743</b>	<b>6,880,800</b>

<b>Checks over \$15,000 December 2024</b>		
<b>NAME</b>	<b>INVOICE NET</b>	<b>INVOICE DESCRIPTION</b>
B&N-KZF JOINT VENTURE LLC	67,350.00	CRITERIA ARCHITECT-NEW PW BLDG & FD STATION 62
BUTLER COUNTY WATER & SEWER DEPT	119,789.21	ACCT # 3048687-2055515
BUTLER COUNTY WATER & SEWER DEPT	108,979.61	NOVEMBER 2024 WASTE WATER
BURGESS & NIPL, INC.	16,183.80	SR63 CORRIDOR STUDY
JESSE G HALL	26,334.00	MILLER'S CREEK EMBANKMENT RESTORATION PROJECT
JOHN R JURGENSEN COMPANY	238,635.81	2024 ASPHALT PAVING PROGRAM
KT HOLDEN CONSTRUCTION LLC	362,674.90	TIMRICK PLACE REHABILITATION PROJECT
RUMPKE OF OHIO, INC	89,356.00	CUSTOMER # 6300108176
WEX INC	17,964.62	FUEL FOR NOVEMBER 2024

**ANNUAL INCOME TAX COLLECTIONS**

	2024				2023				2022					
	Individual	Business	Withholding	TOTAL	Individual	Business	Withholding	TOTAL	Individual	Business	Withholding	TOTAL		
January	147,219	54,816	1,475,751	1,677,785	January	91,724	54,682	1,359,113	1,505,519	January	75,120	64,305	1,291,635	1,431,060
February	68,286	110,198	1,074,553	1,253,037	February	42,413	109,845	1,007,989	1,160,247	February	42,020	182,043	886,011	1,110,074
March	134,551	129,921	1,077,321	1,341,793	March	149,081	84,271	997,863	1,231,215	March	118,601	127,309	1,123,984	1,369,894
<b>TOTAL 1st QTR</b>	<b>350,056</b>	<b>294,934</b>	<b>3,627,625</b>	<b>4,272,615</b>	<b>TOTAL 1st QTR</b>	<b>283,217</b>	<b>248,798</b>	<b>3,364,965</b>	<b>3,896,980</b>	<b>TOTAL 1st QTR</b>	<b>235,741</b>	<b>373,657</b>	<b>3,301,630</b>	<b>3,911,028</b>
<i>Increase</i>	<i>66,838</i>	<i>46,137</i>	<i>262,660</i>	<i>375,635</i>	<i>Increase (Decrease)</i>	<i>47,476</i>	<i>(124,859)</i>	<i>63,335</i>	<i>(14,048)</i>					
<i>(Decrease)</i>	<i>23.6%</i>	<i>18.5%</i>	<i>7.8%</i>	<i>9.6%</i>	<i>20.1%</i>	<i>-33.4%</i>	<i>1.9%</i>	<i>-0.4%</i>						
April	551,747	392,026	1,250,372	2,194,144	April	347,436	320,457	1,249,791	1,917,684	April	335,098	389,043	1,087,104	1,811,245
May	357,821	542,482	1,143,735	2,044,039	May	284,023	437,577	1,069,800	1,791,399	May	244,373	347,291	1,064,520	1,656,184
June	129,448	633,428	1,121,818	1,884,694	June	151,909	439,051	981,080	1,572,040	June	96,983	530,024	1,065,499	1,692,506
<b>TOTAL 2nd QTR</b>	<b>1,039,015</b>	<b>1,567,936</b>	<b>3,515,926</b>	<b>6,122,877</b>	<b>TOTAL 2nd QTR</b>	<b>783,368</b>	<b>1,197,084</b>	<b>3,300,671</b>	<b>5,281,123</b>	<b>TOTAL 2nd QTR</b>	<b>676,455</b>	<b>1,266,357</b>	<b>3,217,123</b>	<b>5,159,935</b>
<i>Increase</i>	<i>255,647</i>	<i>370,852</i>	<i>215,255</i>	<i>841,754</i>	<i>Increase (Decrease)</i>	<i>106,913</i>	<i>(69,273)</i>	<i>83,548</i>	<i>121,188</i>					
<i>(Decrease)</i>	<i>32.6%</i>	<i>31.0%</i>	<i>6.5%</i>	<i>15.9%</i>	<i>15.8%</i>	<i>-5.5%</i>	<i>2.6%</i>	<i>2.3%</i>						
July	91,924	16,780	1,317,041	1,425,745	July	69,080	65,991	1,311,146	1,446,217	July	70,595	39,636	1,038,876	1,149,107
August	85,740	48,227	1,009,242	1,143,209	August	56,082	187,083	1,048,157	1,291,322	August	91,860	98,558	1,180,066	1,370,483
September	127,640	434,357	1,350,316	1,912,313	September	106,950	308,125	997,719	1,412,793	September	92,553	426,446	941,083	1,460,083
<b>TOTAL 3rd QTR</b>	<b>305,303</b>	<b>499,365</b>	<b>3,676,599</b>	<b>4,481,267</b>	<b>TOTAL 3rd QTR</b>	<b>232,112</b>	<b>561,198</b>	<b>3,357,022</b>	<b>4,150,332</b>	<b>TOTAL 3rd QTR</b>	<b>255,008</b>	<b>564,639</b>	<b>3,160,025</b>	<b>3,979,673</b>
<i>Increase</i>	<i>73,191</i>	<i>(61,833)</i>	<i>319,577</i>	<i>330,935</i>	<i>Increase (Decrease)</i>	<i>(22,896)</i>	<i>(3,441)</i>	<i>196,997</i>	<i>170,659</i>					
<i>(Decrease)</i>	<i>31.5%</i>	<i>-11.0%</i>	<i>9.5%</i>	<i>8.0%</i>	<i>-9.0%</i>	<i>-0.6%</i>	<i>6.2%</i>	<i>4.3%</i>						
October	92,821	123,365	1,283,724	1,499,909	October	125,800	63,904	1,300,818	1,490,522	October	79,453	183,339	1,212,500	1,475,291
November	79,461	53,701	1,029,940	1,163,102	November	61,699	181,829	1,057,499	1,301,026	November	43,012	112,844	1,224,982	1,380,838
December	101,839	443,884	1,371,001	1,916,725	December	103,969	524,069	1,236,658	1,864,696	December	64,873	338,253	1,128,699	1,531,825
<b>TOTAL 4th QTR</b>	<b>274,121</b>	<b>620,950</b>	<b>3,684,665</b>	<b>4,579,736</b>	<b>TOTAL 4th QTR</b>	<b>291,468</b>	<b>769,801</b>	<b>3,594,975</b>	<b>4,656,244</b>	<b>TOTAL 4th QTR</b>	<b>187,337</b>	<b>634,436</b>	<b>3,566,182</b>	<b>4,387,955</b>
<i>Increase</i>	<i>(17,348)</i>	<i>(148,851)</i>	<i>89,690</i>	<i>(76,509)</i>	<i>Increase (Decrease)</i>	<i>104,131</i>	<i>135,366</i>	<i>28,793</i>	<i>268,289</i>					
<i>(Decrease)</i>	<i>-6.0%</i>	<i>-19.3%</i>	<i>2.5%</i>	<i>-1.6%</i>	<i>55.6%</i>	<i>21.3%</i>	<i>0.8%</i>	<i>6.1%</i>						
<b>ANNUAL TOTAL</b>	<b>1,968,495</b>	<b>2,983,186</b>	<b>14,504,815</b>	<b>19,456,496</b>	<b>ANNUAL TOTAL</b>	<b>1,590,166</b>	<b>2,776,881</b>	<b>13,617,633</b>	<b>17,984,680</b>	<b>ANNUAL TOTAL</b>	<b>1,354,542</b>	<b>2,839,089</b>	<b>13,244,960</b>	<b>17,438,591</b>
<i>Increase</i>	<i>378,329</i>	<i>206,304</i>	<i>887,183</i>	<i>1,471,816</i>	<i>Increase (Decrease)</i>	<i>235,623</i>	<i>(62,208)</i>	<i>372,673</i>	<i>546,089</i>					
<i>(Decrease)</i>	<i>23.8%</i>	<i>7.4%</i>	<i>6.5%</i>	<i>8.2%</i>	<i>17.4%</i>	<i>-2.2%</i>	<i>2.8%</i>	<i>3.1%</i>						



**WORKSHEET A – SALARIES, WAGES, TIPS AND OTHER EMPLOYEE COMPENSATION PER W-2(S)** (PLEASE SEE THE STEP-BY-STEP INSTRUCTIONS.)

	COLUMN 1	COLUMN 2	COLUMN 3	COLUMN 4	COLUMN 5	
			USE ONLY IF "MASON" IN BOX 20	USE ONLY IF CITY OTHER THAN "MASON" IN BOX 20	--A-- USE ONLY IF TAKING RESIDENT HOMEOWNER CREDIT (ON PAGE 1 LINE 7A)	--B-- USE ONLY IF NOT TAKING RESIDENT HOMEOWNER CREDIT (ON PAGE 1 LINE 7A)
NAME OF EMPLOYER	W-2 BOX 5 MEDICARE WAGES; IF BOX 5 BLANK, USE BOX 18	CITY WHERE EMPLOYED (W-2 BOX 20)	W-2 BOX 19 MASON TAX WITHHELD	LOCAL WAGES (OTHER THAN MASON) FROM W-2 BOX 18 (ENTRY CANNOT EXCEED AMOUNT IN COLUMN 1)	CREDIT FOR OTHER CITY'S TAX WITHHELD COL 4 multiply BY 1% (ENTER SMALLER OF THIS AMOUNT OR W-2 BOX 19)	CREDIT FOR OTHER CITY'S TAX WITHHELD COL 4 multiply BY 1.12% (ENTER SMALLER OF THIS AMOUNT OR W-2 BOX 19)
A.						
B.						
C.						
D.						
E. TOTALS, IF NONE ENTER 0						

↳ PAGE 1, LINE 1

↳ PAGE 1, LINE 8

↳ PAGE 1, LINE 7b ◀

- **2023 REFUND FROM ANOTHER CITY?** CALCULATE COLUMN 5 CREDIT USING FINAL WAGES TAXABLE TO OTHER CITY, *not* BOX 18 AMOUNT. **ATTACH DOCUMENTATION.**
- **PART YEAR RESIDENT?** REMEMBER, COLUMN 4 MAY NEED TO BE PRORATED. SEE STEP BY STEP INSTRUCTIONS.
- **PLEASE RETURN TO STEP-BY-STEP INSTRUCTIONS AFTER COMPLETING WORKSHEET A.**

**WORKSHEET B – OTHER TAXABLE INCOME (SEE GENERAL INFORMATION K AND STEP-BY-STEP INSTRUCTIONS.)**

	X	Y	Z
<b>SCHEDULES--Attach all Federal Schedules and Other Applicable Documentation.</b>	<b>INCOME/LOSS FROM FEDERAL SCHEDULES</b>	<b>% TAXABLE TO MASON (FULL YEAR RESIDENTS 100%)</b>	<b>TAXABLE INCOME (X x Y)</b>
1 SCHEDULE C – TOTAL BUSINESS INCOME (LOSS) PER FORM 1040 Schedule 1, LINE 3			1
2 SCHEDULE F – TOTAL FARM INCOME (LOSS) PER FORM 1040 Schedule 1, LINE 6			2
3 (a) SCHEDULE E - NET RENTAL INCOME (LOSS) Schedule 1 Line 5			3a
3 (b) SCHEDULE E - NET INCOME (LOSS) FROM PARTNERSHIPS, S CORPORATIONS, ESTATES AND TRUSTS, OTHER			3b
<i>PLEASE NOTE THAT 3(a) PLUS 3(b) SHOULD EQUAL LINE 5 OF FORM 1040 Schedule 1.</i>			
4 FORM 4797 - ORDINARY INCOME (LOSS) PER FORM 1040 Schedule 1, LINE 4			4
5 (a) TOTAL 1099-Misc and 1099-NEC (if not included in Schedule C)			5a
5 (b) TOTAL GAMBLING WINNINGS FROM W-2G			5b
5 (c) TOTAL OTHER (TIPS, PRIZES, JURY DUTY, HSA EXCESS CONTRIB., ETC.)			5c
<i>PLEASE NOTE, MOST INCOME FROM LINES 5(a) through 5(c) IS REPORTED IN LINE 8 OR 9 OF 1040 Schedule 1.</i>			
6 <b>TOTAL 2023 BUSINESS AND OTHER NON-WAGE INCOME/LOSS</b> (Add lines 1 through 5C.)			6
7 LESS: 2018-2022 LOSS CARRYFORWARD (limited) LOSS REMAINING FROM YEARS: 2018 _____ + 2019 _____ + 2020 _____ + 2021 _____ + 2022 _____	<b>TOTAL</b>		2018-2022 NOL being used → (not to exceed line 6 net income)
8 <b>TOTAL OTHER TAXABLE INCOME</b> (Line 6 plus Line 7)			8

↳ PAGE 1, LINE 4

- **PLEASE RETURN TO STEP-BY-STEP INSTRUCTIONS AFTER COMPLETING WORKSHEET B.**

Note: enter "0" if Line 8 is a loss.

**WORKSHEET C – CALCULATION OF CREDIT FOR TAXES PAID TO CITIES FOR NON W-2 INCOME ONLY**

	COLUMN 1	COLUMN 2	COLUMN 3	COLUMN 4
INCOME SOURCE BUSINESS NAME/RENTAL/ETC.	NAME OF CITY	YOUR SHARE OF INCOME TAXED BY OTHER CITY	AMOUNT TAXED BY MASON (AS SHOWN ABOVE)	CREDIT FOR TAXES PAID TO ANOTHER CITY (MULTIPLY SMALLER OF COLUMN 2 OR 3 BY 1%) (NOTE: IF NOT TAKING RESIDENT HOMEOWNER CREDIT, MULTIPLY BY UP TO 1.12% – NOT TO EXCEED OTHER CITY TAX RATE)
A.				
B.				
SUBTOTAL				
C. MULTIPLY THE SUBTOTAL IN COLUMN 4 BY THE PERCENTAGE ON WORKSHEET B, COLUMN Y.			<b>TOTAL</b>	

- **PLEASE RETURN TO STEP-BY-STEP INSTRUCTIONS AFTER COMPLETING WORKSHEET C.**

↳ PAGE 1, LINE 7c

# 2023 INDIVIDUAL TAX RETURN

FILE ON OR BEFORE APRIL 15, 2024



**FILING IS REQUIRED - EVEN IF YOU HAVE NO INCOME OR NO TAX IS DUE**

**AMENDED RETURN**

Primary SSN#: \_\_\_\_\_

Secondary SSN: \_\_\_\_\_

<b>Name</b>	<b>Date of Birth</b>
<b>Address</b>	
<b>City/State/Zip</b>	
<b>Email</b>	<b>Phone</b>

Resident  Non Resident  
 Yes  No Full-time student?  
 Yes  No New Resident?

If you moved during the year, complete below.

Prior address: \_\_\_\_\_

Date moved to Monroe: \_\_\_\_\_

Date moved from Monroe: \_\_\_\_\_

**FILING STATUS**

- Single  Head of Household  
 Married filing joint return (do not have to file same status as Federal). Did you file a joint or separate Monroe return last year?  Joint  Separate  
 Married filing separate Monroe return.  
Please enter spouse's SSN# number above and full name here:

**INCOME**

- 1a. Total Wages from pg 2, wkst A, line E, col 1 (W-2s MUST BE ATTACHED)  
---OR--- \$ \_\_\_\_\_  
1b. Total Wages **part-year residents** from pg 2, wkst B, line E, col 5 \$ \_\_\_\_\_  
2. Total Other Taxable Income (complete Worksheet C on page 2)  
ATTACH FEDERAL 1040 & SCHEDULES \$ \_\_\_\_\_  
3. Total MONROE TAXABLE INCOME (Add Lines 1 and 2) \$ \_\_\_\_\_

**REQUIRED DOCS:**

**W-2(s)**  
**1040 (pg. 1)**  
**SCHS 1, C,E,F, K-1**  
**1099-MISC**  
**1099-NEC W2-G**  
**Other City RTN\***  
**\*(income or refund request)**

**TAX**

4. MONROE INCOME TAX - Multiple Line 3 by **2%** (.02) \$ \_\_\_\_\_

**TAX WITHHELD, PAYMENTS, AND CREDITS**

5. Resident Homeowner Credit - If you qualify, multiply Line 3 by 0.5% (0.005) \$ \_\_\_\_\_  
6. Total Monroe Tax Withheld (from page 2 Worksheet A, Column 3) \$ \_\_\_\_\_  
7. Credit for Taxes Withheld to Other Cities (from page 2 Worksheet A, Column 5A or 5B) \$ \_\_\_\_\_  
8. Prior Year Overpayments (carry-forward amounts) \$ \_\_\_\_\_  
9. 2023 Estimated Payments made to Monroe \$ \_\_\_\_\_  
10. TOTAL PAYMENTS & CREDITS (Add Lines 5 through 9) \$ \_\_\_\_\_

**BALANCE DUE, REFUND, OR CREDIT**

11. **TAX DUE** - If Line 4 is more than Line 10, enter balance due (enter 0 if \$10 or less) \$ \_\_\_\_\_  
12. Penalty, Late Filing: \$25 per year \$ \_\_\_\_\_  
13. Penalty, Late Payment: 15% of all tax not timely paid \$ \_\_\_\_\_  
14. Interest, Late Payment: Imposed on all tax not timely paid \$ \_\_\_\_\_  
15. **TOTAL DUE** - Add Lines 11 through 14 (enter 0 if \$10 or less) \$ \_\_\_\_\_  
16. **OVERPAYMENT** - If Line 4 < Line 10, enter result less Lines 12-14 (enter 0 if \$10 or less) \$ \_\_\_\_\_  
(A) Amount from Line 16 to be CREDITED to Next Year (enter 0 if \$10 or less) \$ \_\_\_\_\_  
(B) Amount from Line 16 to be REFUNDED (enter 0 if \$10 or less) \$ \_\_\_\_\_

**DECLARATION OF ESTIMATED TAX FOR 2024 (REQUIRED ESTIMATED TAX LIABILITY IS \$200 OR GREATER)**

**ESTIMATE FOR NEXT YEAR**

17. Total Estimated Income Subject to Tax \$ \_\_\_\_\_. **Multiply by 1.5% OR 2%** \$ \_\_\_\_\_  
18. Monroe Tax to be Withheld or Credit for Tax Paid to Other Cities \$ \_\_\_\_\_  
19. 2024 Estimated Tax Due (Line 17 minus Line 18) \$ \_\_\_\_\_  
20. **DECLARATION DUE** (Multiply Line 19 by 25%, then subtract Line 16A above) \$ \_\_\_\_\_

**TOTAL AMOUNT DUE - Add Lines 15 and 20. Make checks payable to City of Monroe.** \$ \_\_\_\_\_

